



KONERU LAKSHMAIAH EDUCATION FOUNDATION
(Deemed to be University Estd. U/S 3 of the UGC Act 1956)
Vaddeswaram, Guntur, Andhra Pradesh, India – 522 302

**STAKEHOLDERS FEEDBACK
ANALYSIS REPORT
2023-24**



Koneru Lakshmaiah Education Foundation

(Category -1, Deemed to be University estd. u/s. 3 of the UGC Act, 1956)

Accredited by **NAAC** as 'A++' ♦ Approved by **AICTE** ♦ **ISO 21001:2018 Certified**

Campus: Green Fields, Vaddeswaram - 522 302, Guntur District, Andhra Pradesh, INDIA.

Phone No. +91 8645 - 350 200; www.klef.ac.in; www.klef.edu.in; www.kluniversity.in

Admin Off: 29-36-38, Museum Road, Governorpet, Vijayawada - 520 002. Ph: +91 - 866 - 3500122, 2576129

Department of Civil Engineering Feedback Analysis Report A.Y. 2023-24 Table of Contents

S.No	Name of the Stakeholder Analysis	Page No.
1	Student Feedback Analysis	3
2	Faculty Feedback Analysis	11
3	Parent Feedback Analysis	16
4	Academic Peers Feedback Analysis	22
5	Alumni Feedback Analysis	30
6	Industry / Employer Feedback Analysis	36

**Department of Civil Engineering
Koneru Lakshmaiah Education Foundation
(K L Deemed to be University)**

**Student Feedback on Curriculum Analysis Report
Academic Year: 2023-2024
Semester - ODD/EVEN**

PART - A

Q.No.	Excellent	Very Good	Good	Fair	Poor	Total
1	70	20	7	3	0	100
2	74	16	10	0	0	100
3	69	15	14	2	0	100
4	59	25	13	3	0	100
5	56	25	18	1	0	100
6	59	23	17	1	0	100
7	54	25	17	4	0	100
8	72	16	11	1	0	100
9	63	21	14	2	0	100
10	64	21	14	1	0	100
11	68	19	12	1	0	100
12	78	12	9	1	0	100
13	68	18	12	2	0	100
14	72	19	9	0	0	100
15	70	22	8	0	0	100
16	68	16	15	1	0	100
17	72	18	10	0	0	100
18	66	17	17	0	0	100
19	79	14	7	0	0	100
20	80	11	8	0	0	100
AVERAGE	68.05	18.65	12.1	1.2	0	100

Feedback Average Out of 5 Scale

4.54

PART - B

Questions and Options

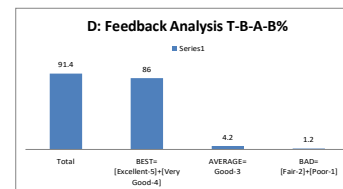
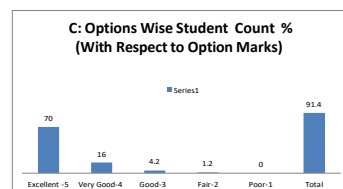
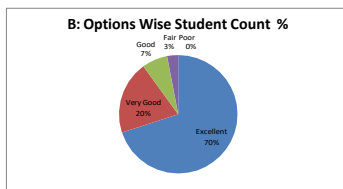
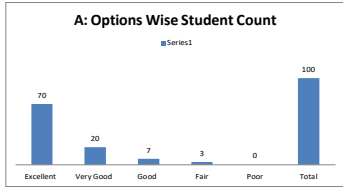
Each Question Feedback Average out of 5 Scale

Q.No.	Excellent	Very Good	Good	Average	Poor	Total
Q.No.1						4.57
OPTIONS						
Q.No.2						4.64
OPTIONS						
Q.No.3						4.51
OPTIONS						
Q.No.4						4.4
OPTIONS						
Q.No.5						4.36
OPTIONS						
Q.No.6						4.4
OPTIONS						
Q.No.7						4.29
OPTIONS						
Q.No.8						4.59
OPTIONS						
Q.No.9						4.45
OPTIONS						
Q.No.10						4.48
OPTIONS						
Q.No.11						4.54
OPTIONS						
Q.No.12						4.67
OPTIONS						
Q.No.13						4.52
OPTIONS						
Q.No.14						4.63
OPTIONS						
Q.No.15						4.62
OPTIONS						
Q.No.16						4.51
OPTIONS						
Q.No.17						4.62
OPTIONS						
Q.No.18						4.49
OPTIONS						
Q.No.19						4.72
OPTIONS						
Q.No.20						4.7
OPTIONS						

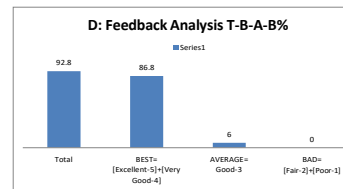
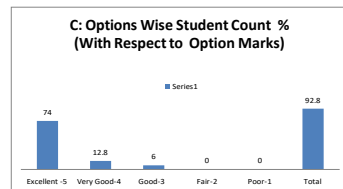
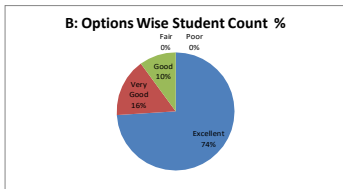
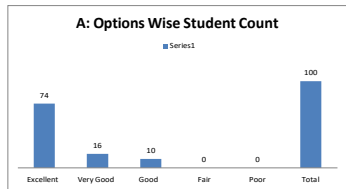
PART - C

Question Wise Analysis

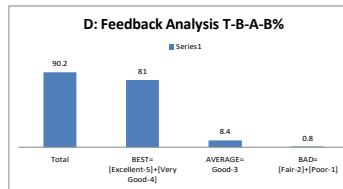
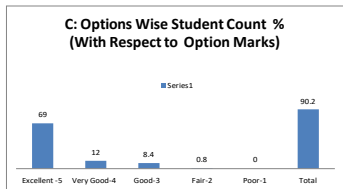
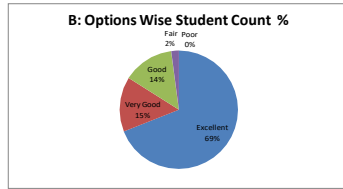
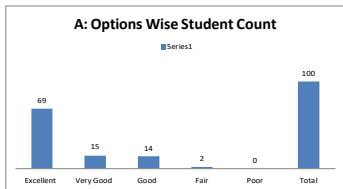
Q.NO.1	How do you rate the sequence of the Courses that you have studied are in sequence to what you have studied in the previous semester?					Students
OPTIONS	A	B	C	D	E	
	Excellent	Very Good	Good	Average	Poor	
RESULT	70	20	7	3	0	100
	Excellent	Very Good	Good	Fair	Poor	Total



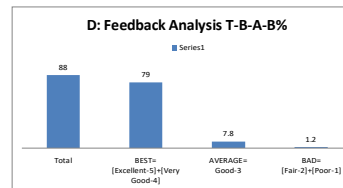
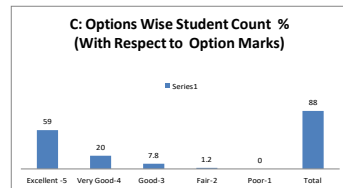
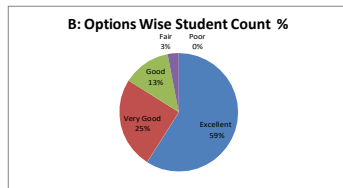
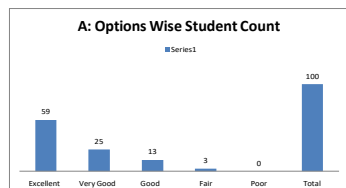
Q.NO.2	How do you rate the syllabus of the courses that you have studied in relation to the competencies expected out of the course?					Students
OPTIONS	A	B	C	D	E	
	Excellent	Very Good	Good	Average	Poor	
RESULT	74	16	10	0	0	100
	Excellent	Very Good	Good	Fair	Poor	Total



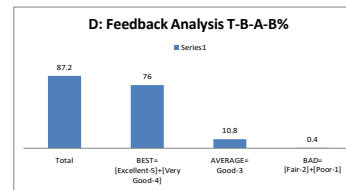
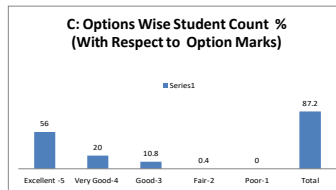
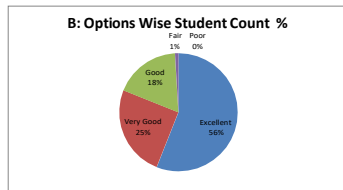
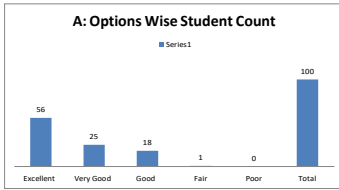
Q.NO.3	How do you rate the relevance of the units in Syllabus relevant to the course?					Students
OPTIONS	A	B	C	D	E	
	Excellent	Very Good	Good	Average	Poor	
RESULT	69	15	14	2	0	100
	Excellent	Very Good	Good	Fair	Poor	Total



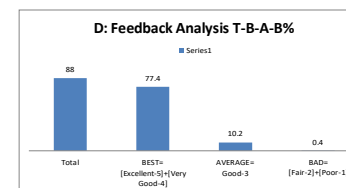
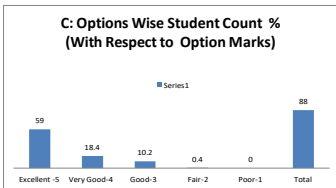
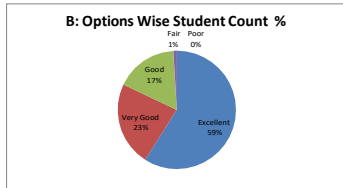
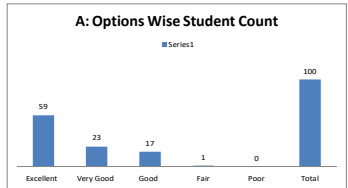
Q.NO.4	How do you rate the sequence of the units in the course?					Students
OPTIONS	A	B	C	D	E	
	Excellent	Very Good	Good	Average	Poor	
RESULT	59	25	13	3	0	100
	Excellent	Very Good	Good	Fair	Poor	Total



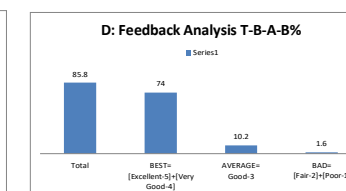
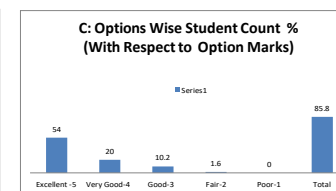
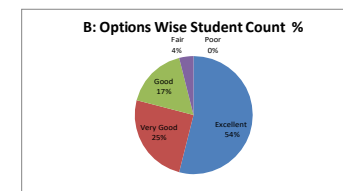
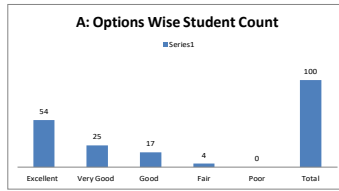
Q.NO.5 How do you rate the allocation of the credits to the courses?						
OPTIONS	A	B	C	D	E	Students
	Excellent	Very Good	Good	Average	Poor	
RESULT	56	25	18	1	0	100
	Excellent	Very Good	Good	Fair	Poor	Total



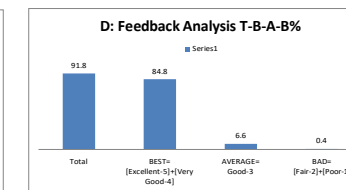
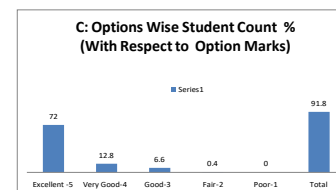
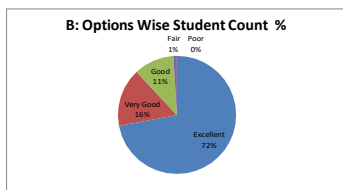
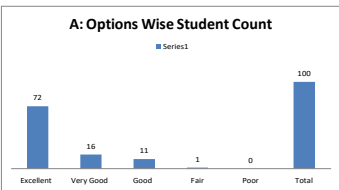
Q.NO.6 How do you rate the distribution of the contact hours among the course components (L-T-P)?						
OPTIONS	A	B	C	D	E	Students
	Excellent	Very Good	Good	Average	Poor	
RESULT	59	23	17	1	0	100
	Excellent	Very Good	Good	Fair	Poor	Total



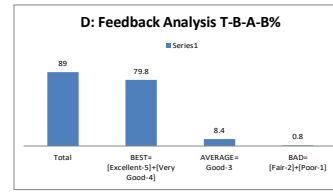
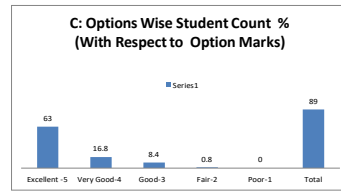
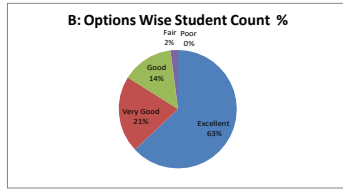
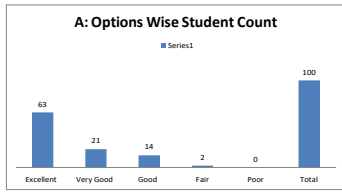
Q.NO.7 How do you rate the offering of the electives in terms of their relevance to the specialization streams?						
OPTIONS	A	B	C	D	E	Students
	Excellent	Very Good	Good	Average	Poor	
RESULT	54	25	17	1	0	100
	Excellent	Very Good	Good	Fair	Poor	Total



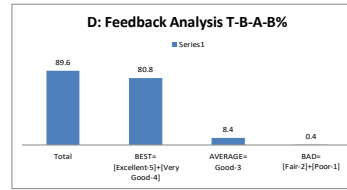
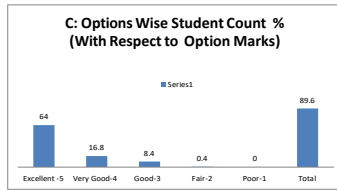
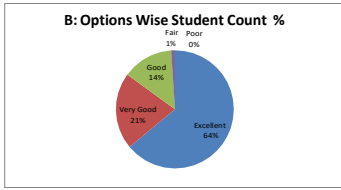
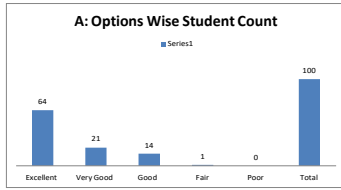
Q.NO.8 How do you rate the electives offered in relation to the Technological advancements?						
OPTIONS	A	B	C	D	E	Students
	Excellent	Very Good	Good	Average	Poor	
RESULT	72	16	11	1	0	100
	Excellent	Very Good	Good	Fair	Poor	Total



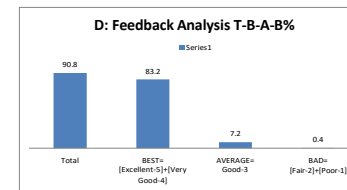
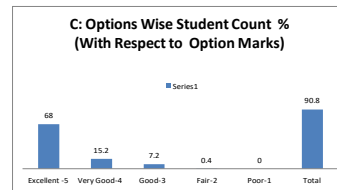
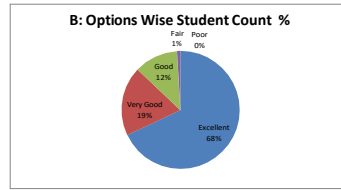
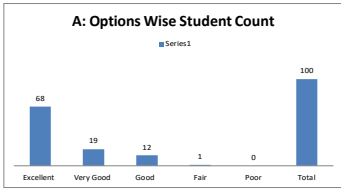
Q.No.9	How do you rate the relevance of the Text Books and reference books by their international recognition to the Courses?					Students
OPTIONS	A	B	C	D	E	
	Excellent	Very Good	Good	Average	Poor	
RESULT	63	21	14	2	0	100
	Excellent	Very Good	Good	Fair	Poor	Total



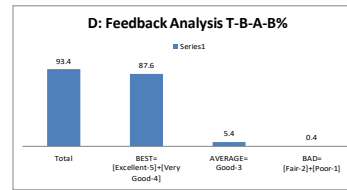
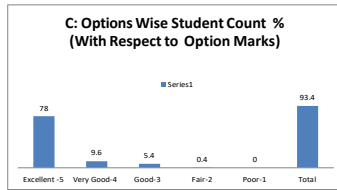
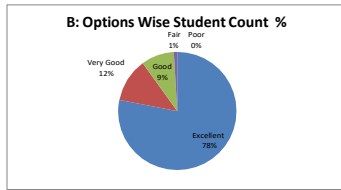
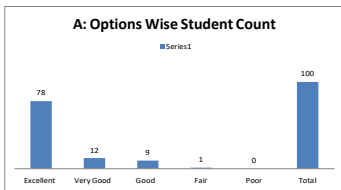
Q.No.10	Rate the Size of syllabus in terms of the load on the student					Students
OPTIONS	A	B	C	D	E	
	Excellent	Very Good	Good	Average	Poor	
RESULT	64	21	14	1	0	100
	Excellent	Very Good	Good	Fair	Poor	Total



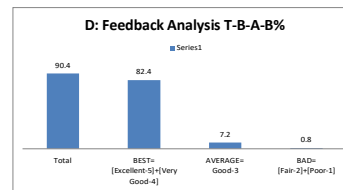
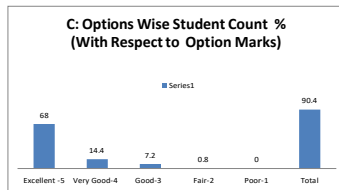
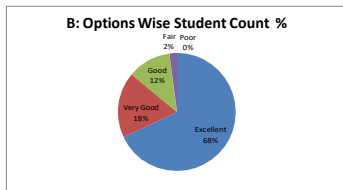
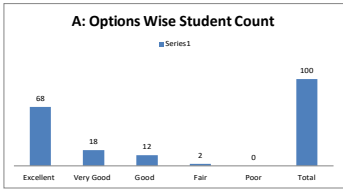
Q.No.11	Rate the courses in terms of extra learning or self learning considering the design of the courses					Students
OPTIONS	A	B	C	D	E	
	Excellent	Very Good	Good	Average	Poor	
RESULT	68	19	12	1	0	100
	Excellent	Very Good	Good	Fair	Poor	Total



Q.No.12	Rate the courses in terms of sequence of offering considering whether the preceding courses have been covered					Students
OPTIONS	A	B	C	D	E	
	Excellent	Very Good	Good	Average	Poor	
RESULT	78	12	9	1	0	100
	Excellent	Very Good	Good	Fair	Poor	Total

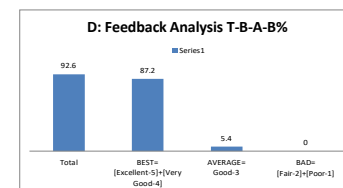
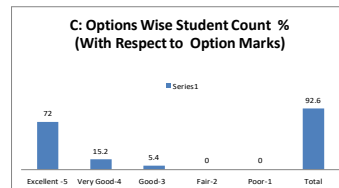
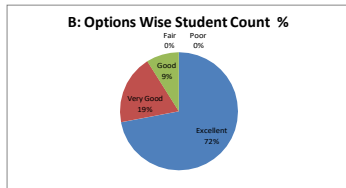
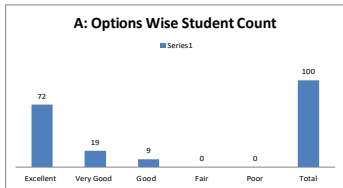


Q.No.13	How do you Rate the loading of the courses in a semester?					Students
OPTIONS	A	B	C	D	E	
	Excellent	Very Good	Good	Average	Poor	
RESULT	68	18	12	2	0	100
	Excellent	Very Good	Good	Fair	Poor	Total



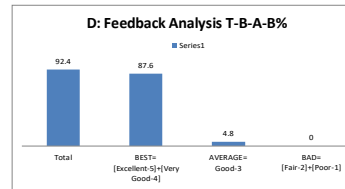
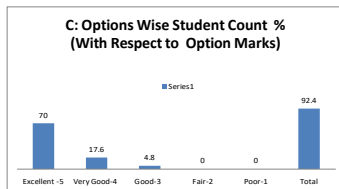
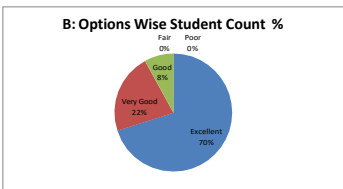
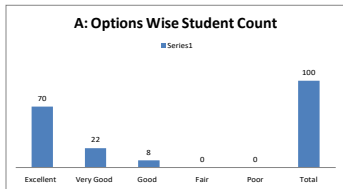
Q.NO.14 How do you rate the evaluation scheme designed for each of the course?

OPTIONS	A	B	C	D	E	Students
	Excellent	Very Good	Good	Average	Poor	
RESULT	72	19	9	0	0	100
	Excellent	Very Good	Good	Fair	Poor	Total



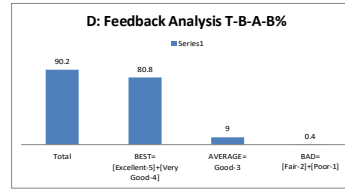
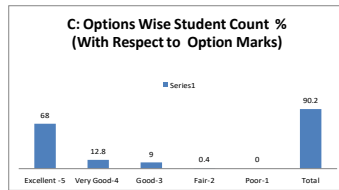
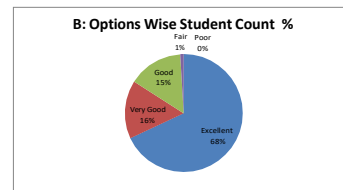
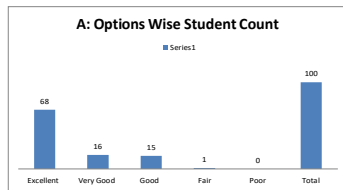
Q.NO.15 How do you rate the objectives stated for each of the course?

OPTIONS	A	B	C	D	E	Students
	Excellent	Very Good	Good	Average	Poor	
RESULT	70	22	8	0	0	100
	Excellent	Very Good	Good	Fair	Poor	Total



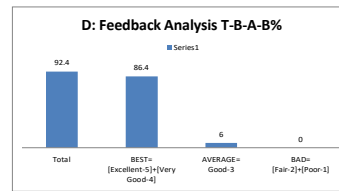
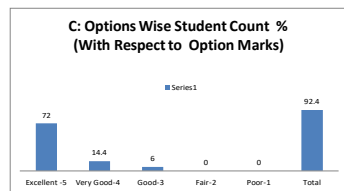
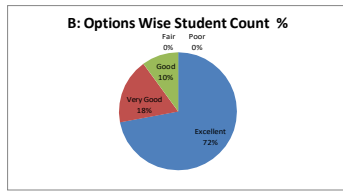
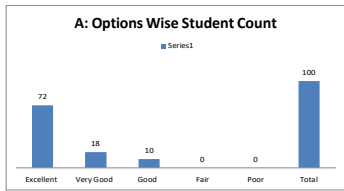
Q.NO.16 How do you rate competencies expected out of the course?

OPTIONS	A	B	C	D	E	Students
	Excellent	Very Good	Good	Average	Poor	
RESULT	68	16	15	1	0	100
	Excellent	Very Good	Good	Fair	Poor	Total



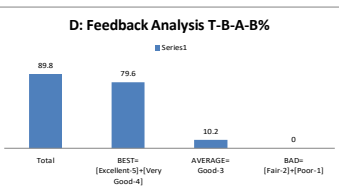
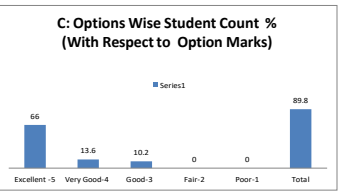
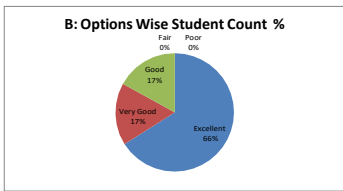
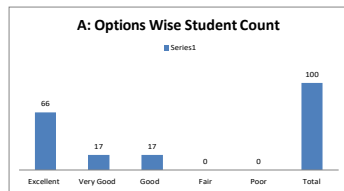
Q.NO.17 you rate the composition of the courses in terms of Basic science, Engineering science, Humanities, Discipline core, discipline elective, open elective, prog

OPTIONS	A	B	C	D	E	Students
	Excellent	Very Good	Good	Average	Poor	
RESULT	72	18	10	0	0	100
	Excellent	Very Good	Good	Fair	Poor	Total



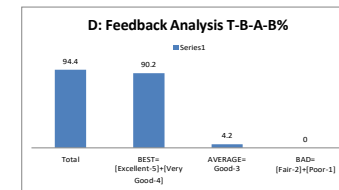
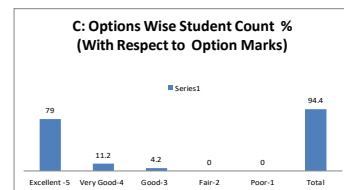
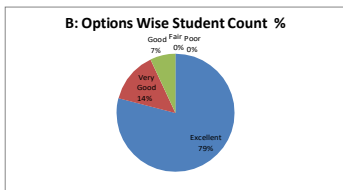
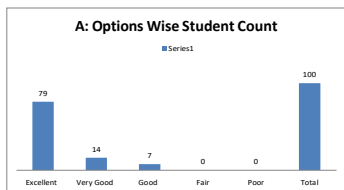
Q.NO.18 How do you rate the percentage of courses having LAB components?

OPTIONS	A	B	C	D	E	Students
	Excellent	Very Good	Good	Average	Poor	
RESULT	66	17	17	0	0	100
	Excellent	Very Good	Good	Fair	Poor	Total



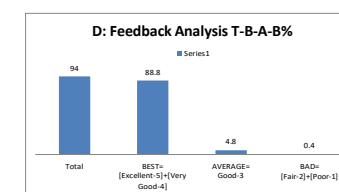
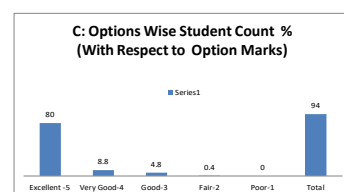
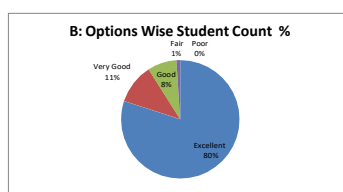
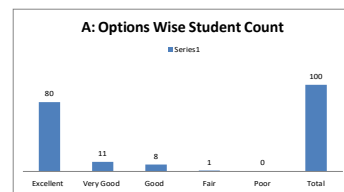
Q.NO.19 How do you rate the domain used for designing the experiments for the LAB components?

OPTIONS	A	B	C	D	E	Students
	Excellent	Very Good	Good	Average	Poor	
RESULT	79	14	7	0	0	100
	Excellent	Very Good	Good	Fair	Poor	Total



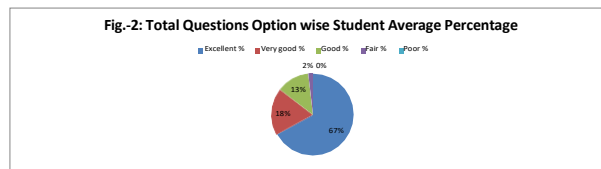
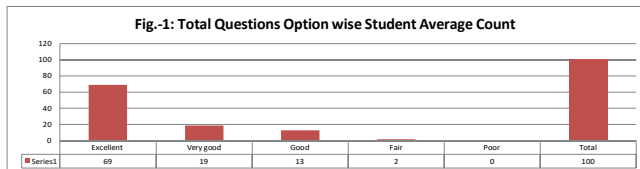
Q.NO.20 How do you rate the experiments in relation to the real life Applications?

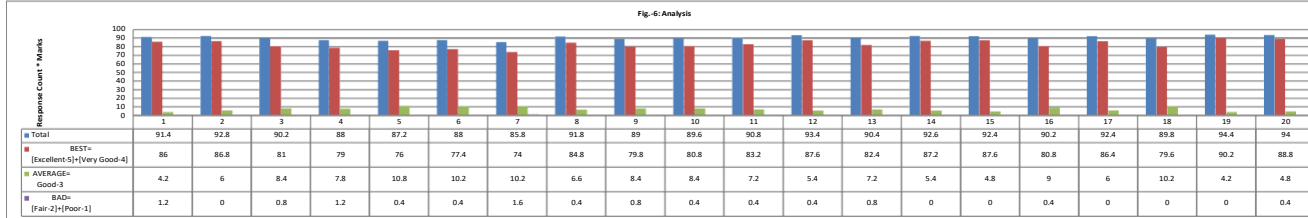
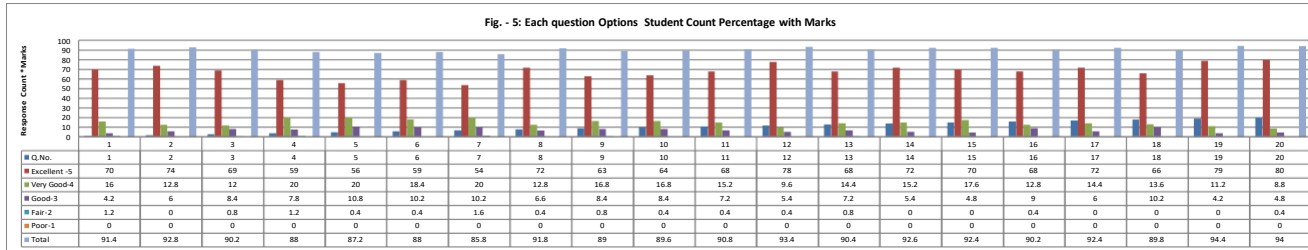
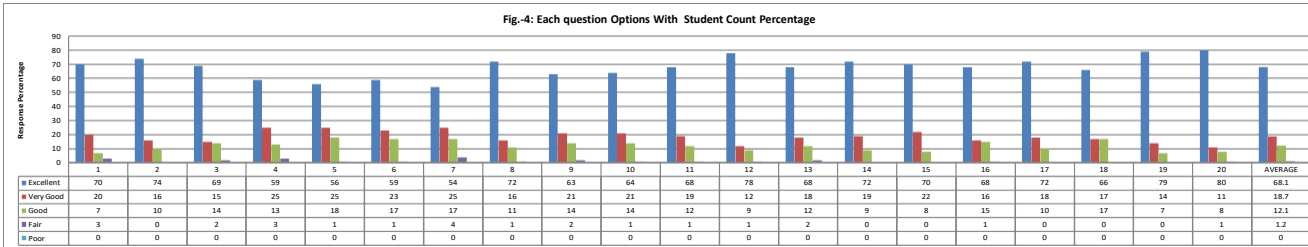
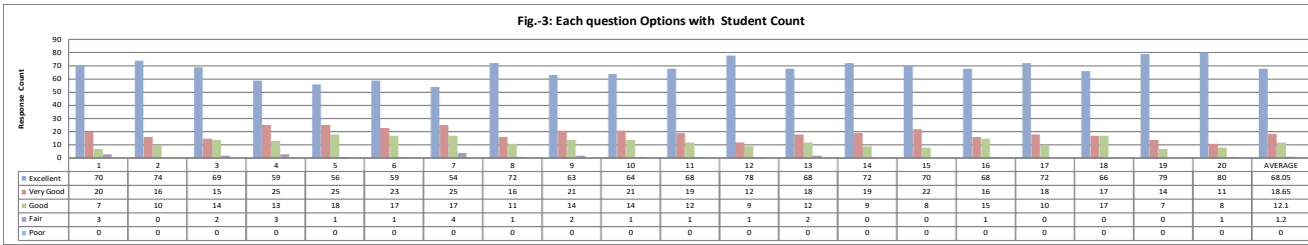
OPTIONS	A	B	C	D	E	Students
	Excellent	Very Good	Good	Average	Poor	
RESULT	80	11	8	1	0	100
	Excellent	Very Good	Good	Fair	Poor	Total



PART - D

Student Feedback on Curriculum Overall Analysis






Most Positive and Negative Response Feedback Questions - Analysis and Action Taken

Most Positive Response Feedback Questions		
Sl.No.	Q.No.	Question
N_1	19	How do you rate the domain used for designing the experiments for the LAB components?
N_2	20	How do you rate the experiments in relation to the real life Applications?

Most Negative Response Feedback Questions		
Sl.No.	Q.No.	Question
N_1	4	How do you rate the sequence of the units in the course?
N_2	5	How do you rate the allocation of the credits to the courses?

Action Taken on Negative Response Feedback Questions													
Sl.No.	Q.No.	Analysis	Action Taken	Feedback	Department	Program	Specialization	AC No	Page No	Date	BOS No.	Page No.	Date
N_1	4	Continuation of the topics were been in a sequence only	According to the present senerio the Topics were been changed and modified in an order	Students get confidence to	CE	B.Tech.	CE	11	7	28-06-2023	5	89	29-06-2023
N_2	12	Allocation of the credits were been changed consideration of labs also	Conducted extra lab hours also	Students gain knowledge and	CE	M.Tech.	CE	11	7		5	89	29-06-2023

Any other Recommendations / Suggestion(s) given by Student - Analysis and Action Taken													
Sl.No.	Student Name	Recommendations / Suggestion(s)	Analysis	Action Taken	Department	Program	Specialization	AC No	Page No	Date	BOS No.	Page No.	Date
1	Utkrista Pokharel	1. Make sure that all equipment in the lab function properly. 2. Make changes in the curriculum based on their plans. The same courses should be taught but the course content should be different for those going for a job and those wanting a career in academics. 3. The university should provide sufficient material for	Arrangement of the topics in the units were excellent	Members suggested Detail analysis has been done before the starting of the point and Review has been done and updated.	CE	B.Tech.	CE	11	7	28-06-2023	5	89	29-06-2023
2	Suruchi Kunwar	Lecturers should focus on delivering the subject matter and clearing the basic concepts of students rather than just completing the syllabus by giving a bunch of questions as HM/ALM.	All electives are prepared by concentrating on technological advancements	Members suggested and Recommended to delivery the lecture class to senior or subject expert .	CE	B.Tech.	CE	11	7	28-06-2023	5	89	29-06-2023


DR. P. POLU RAJU
 HEAD
 Department of Civil Engineering
 Koneru Lakshmaiah Educational Foundation
 (Deemed to be University)
 Guntur District

Faculty Feedback on Curriculum Analysis Report
Academic Year: 2023-2024
Semester - ODD/EVEN

PART - A

Q.No.	Excellent	Very Good	Good	Fair	Poor	Total
1	27	2	1	0	0	30
2	21	4	4	1	0	30
3	25	2	3	0	0	30
4	29	0	1	0	0	30
5	23	4	3	2	0	30
6	18	4	5	3	0	30
7	24	4	1	1	0	30
8	20	4	3	3	0	30
9	20	3	4	3	0	30
10	20	2	3	3	0	30
AVERAGE	22.5	2.9	2.8	1.8	0	30

Feedback Average Out of 5 Scale

4.54

PART - B

Questions and Options

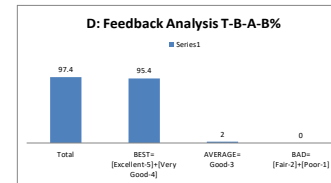
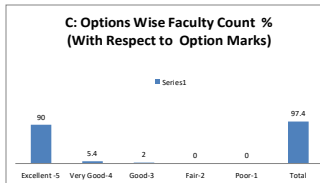
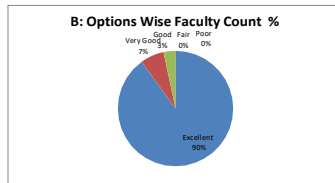
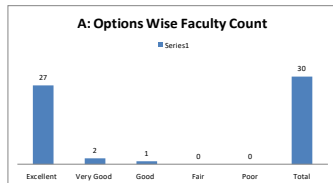
Each Question Feedback Average out of 5 Scale

Q. NO.1	Aims and objectives of the syllabi are well defined and clear to teachers and students.	4.87
OPTIONS	Strongly Agree Agree Not Sure Disagree Strongly Disagree	
Q. NO.2	The curriculum provides opportunity for the conducting research and project related activities.	4.5
OPTIONS	Strongly Agree Agree Not Sure Disagree Strongly Disagree	
Q. NO.3	The depth of the course content is adequate to have significant learning outcomes.	4.74
OPTIONS	Strongly Agree Agree Not Sure Disagree Strongly Disagree	
Q. NO.4	The opinion of the faculty members are taken in to account during curriculum revision.	4.94
OPTIONS	Strongly Agree Agree Not Sure Disagree Strongly Disagree	
Q. NO.5	The learning outcomes of the curriculum are of local, national and global standard.	4.47
OPTIONS	Strongly Agree Agree Not Sure Disagree Strongly Disagree	
Q. NO.6	The pre-requisite courses are appropriate for this course.	4.24
OPTIONS	Strongly Agree Agree Not Sure Disagree Strongly Disagree	
Q. NO.7	The students attain the POs, COs and PSOs satisfactorily.	4.7
OPTIONS	Strongly Agree Agree Not Sure Disagree Strongly Disagree	
Q. NO.8	The curriculum has the potential in developing the habit of self learning among the students.	4.37
OPTIONS	Strongly Agree Agree Not Sure Disagree Strongly Disagree	
Q. NO.9	The course/syllabus has a good balance between theory and Laboratory work.	4.34
OPTIONS	Strongly Agree Agree Not Sure Disagree Strongly Disagree	
Q. NO.10	Evaluation of the course is appropriate to discriminate the students.	4.24
OPTIONS	Strongly Agree Agree Not Sure Disagree Strongly Disagree	

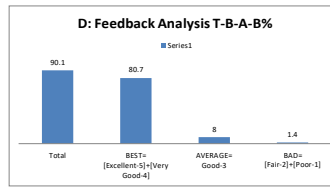
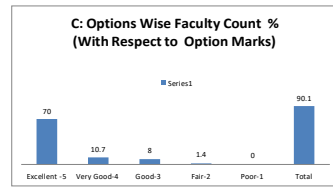
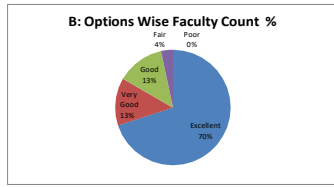
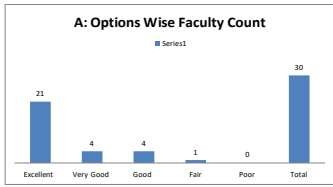
PART - C

Question Wise Analysis

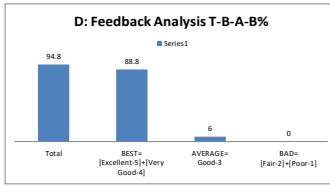
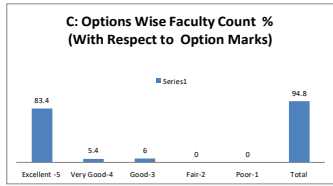
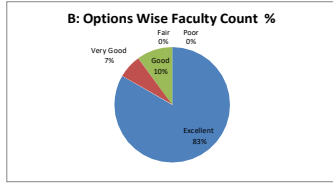
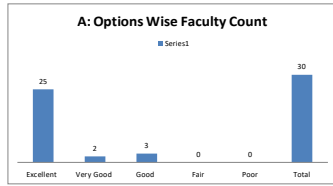
Q.NO.1	Aims and objectives of the syllabi are well defined and clear to teachers and students.					Alumni
OPTIONS	A	B	C	D	E	
	Strongly Agree	Agree	Not Sure	Disagree	Strongly Disagree	
RESULT	27	2	1	0	0	30
	Excellent	Very Good	Good	Fair	Poor	Total



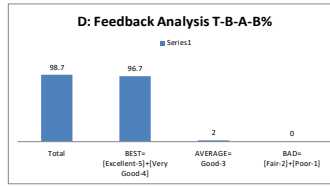
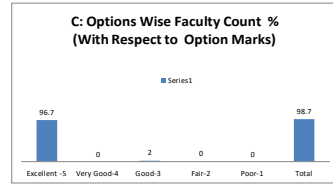
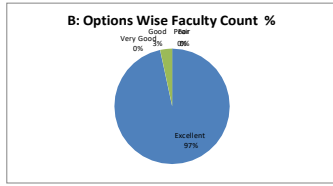
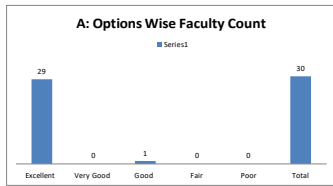
Q.NO.2 The curriculum provides opportunity for the conducting research and project related activities.						
OPTIONS	A	B	C	D	E	Alumni
	Strongly Agree	Agree	Not Sure	Disagree	Strongly Disagree	
RESULT	21	4	4	1	0	30
	Excellent	Very Good	Good	Fair	Poor	Total



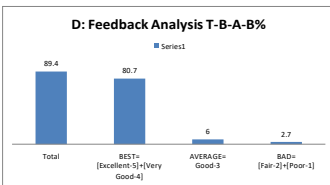
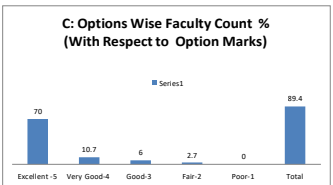
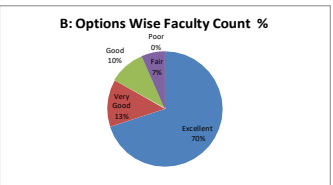
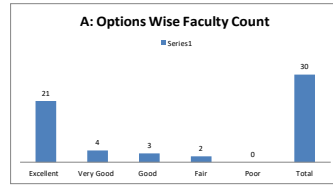
Q.NO.3 The depth of the course content is adequate to have significant learning outcomes.						
OPTIONS	A	B	C	D	E	Alumni
	Strongly Agree	Agree	Not Sure	Disagree	Strongly Disagree	
RESULT	25	2	3	0	0	30
	Excellent	Very Good	Good	Fair	Poor	Total



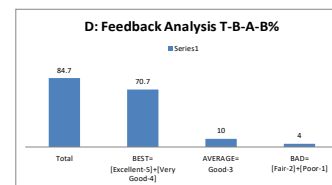
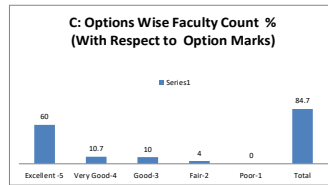
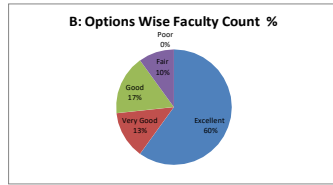
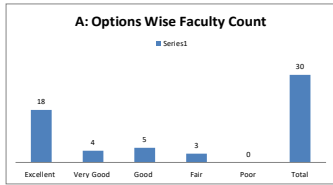
Q.NO.4 The opinion of the faculty members are taken in to account during curriculum revision.						
OPTIONS	A	B	C	D	E	Alumni
	Strongly Agree	Agree	Not Sure	Disagree	Strongly Disagree	
RESULT	29	0	1	0	0	30
	Excellent	Very Good	Good	Fair	Poor	Total



Q.NO.5 The learning outcomes of the curriculum are of local, national and global standard.						
OPTIONS	A	B	C	D	E	Alumni
	Strongly Agree	Agree	Not Sure	Disagree	Strongly Disagree	
RESULT	21	4	3	2	0	30
	Excellent	Very Good	Good	Fair	Poor	Total

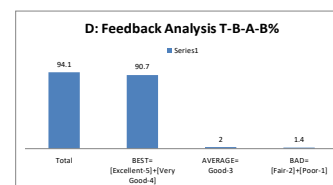
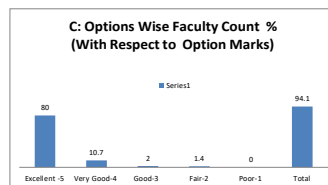
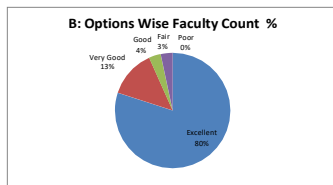
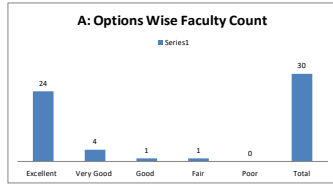


Q.NO.6 The pre-requisite courses are appropriate for this course.						
OPTIONS	A	B	C	D	E	Alumni
	Strongly Agree	Agree	Not Sure	Disagree	Strongly Disagree	
RESULT	18	4	5	3	0	30
	Excellent	Very Good	Good	Fair	Poor	Total



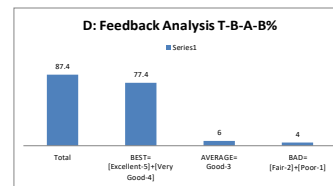
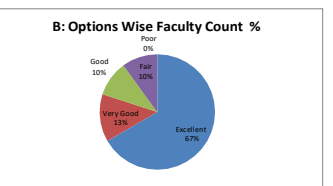
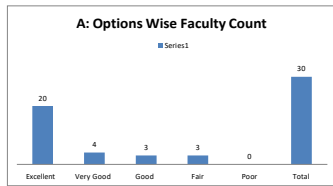
Q.NO.7 The students attain the POs, COs and PSOs satisfactorily.

OPTIONS	A	B	C	D	E	Alumni
	Strongly Agree	Agree	Not Sure	Disagree	Strongly Disagree	
RESULT	24	4	1	1	0	30
	Excellent	Very Good	Good	Fair	Poor	Total



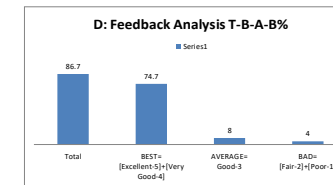
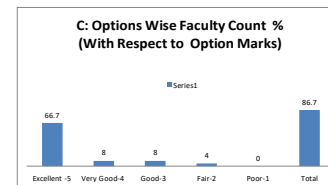
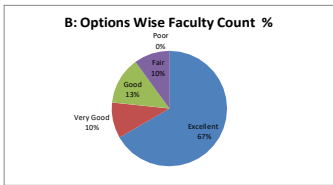
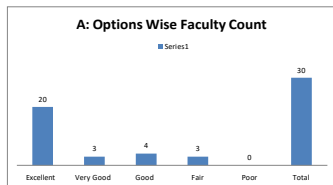
Q.No.8 The curriculum has the potential in developing the habit of self learning among the students.

OPTIONS	A	B	C	D	E	Alumni
	Strongly Agree	Agree	Not Sure	Disagree	Strongly Disagree	
RESULT	20	2	3	3	0	30
	Excellent	Very Good	Good	Fair	Poor	Total



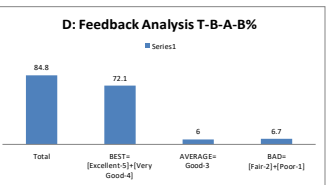
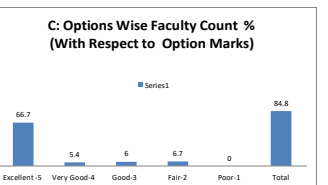
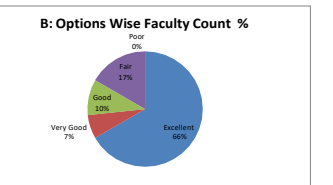
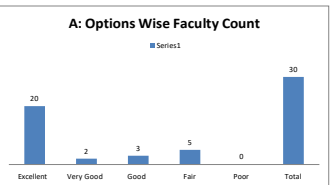
Q.No.9 The course/syllabus has a good balance between theory and Laboratory work.

OPTIONS	A	B	C	D	E	Alumni
	Strongly Agree	Agree	Not Sure	Disagree	Strongly Disagree	
RESULT	20	2	4	3	0	30
	Excellent	Very Good	Good	Fair	Poor	Total



Q.No.10 Evaluation of the course is appropriate to discriminate the students.

OPTIONS	A	B	C	D	E	Alumni
	Strongly Agree	Agree	Not Sure	Disagree	Strongly Disagree	
RESULT	20	2	3	5	0	30
	Excellent	Very Good	Good	Fair	Poor	Total



Faculty Feedback on Curriculum Analysis Summary

Fig-1: Total Questions Option wise Faculty Average Count



Fig-2: Total Questions Option wise Faculty Average Percentage

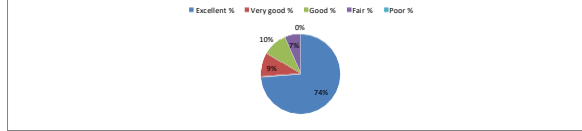


Fig-3: Each question Options with Faculty Count

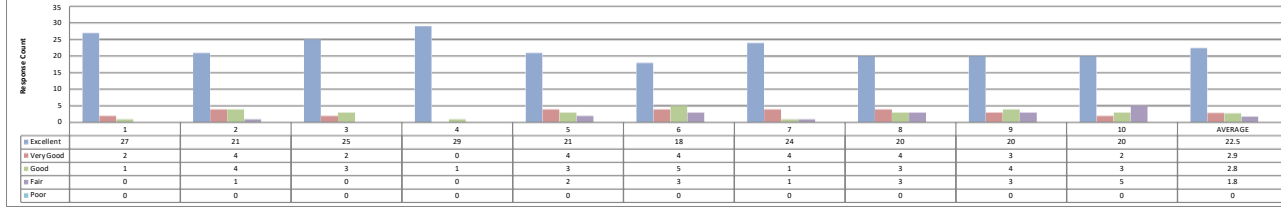


Fig-4: Each question Options With Faculty Count Percentage

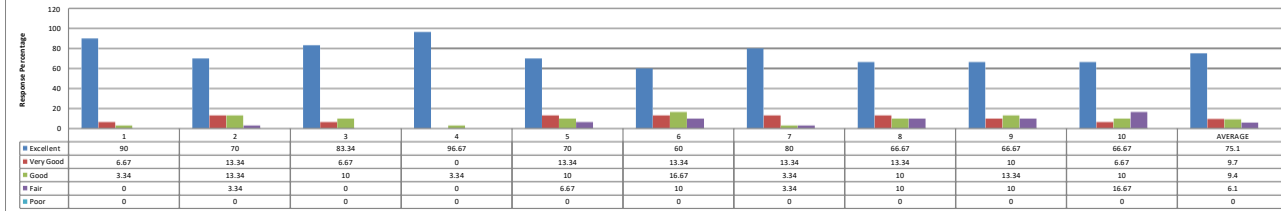


Fig-5: Each question Options Faculty Count Percentage with Marks

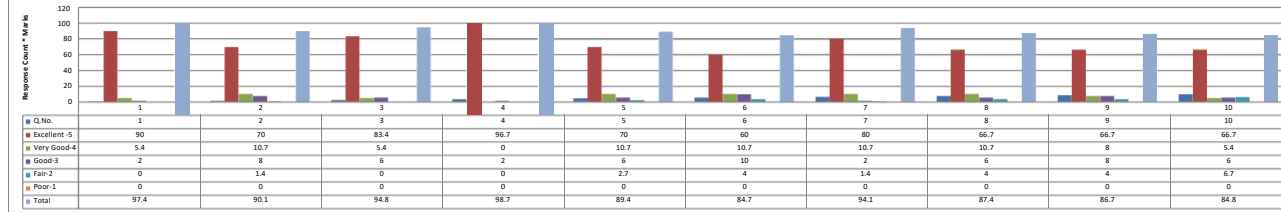
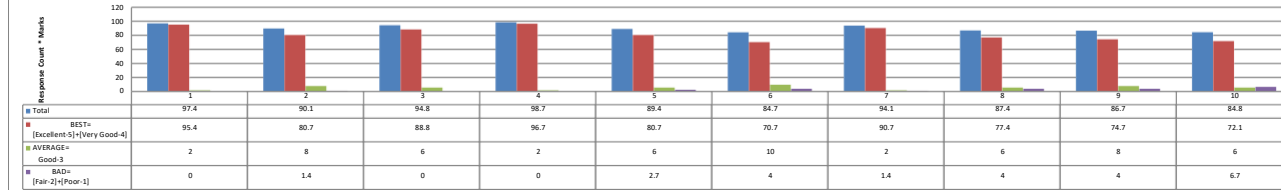


Fig-6: Analysis




Most Positive and Negative Response Feedback Questions - Analysis and Action Taken

Most Positive Response Feedback Questions		
Sl.No.	Q.No.	Question
N_1	1	Aims and objectives of the syllabi are well defined and clear to teachers and students.
N_2	4	The opinion of the faculty members are taken in to account during curriculum revision.

Most Negative Response Feedback Questions		
Sl.No.	Q.No.	Question
N_1	6	The pre-requisite courses are appropriate for this course.
N_2	10	Evaluation of the course is appropriate to discriminate the students.

Action Taken on Negative Response Feedback Questions													
Sl.No.	Q.No.	Analysis	Action Taken	Feedback After	Department	Program	Specialization	DAC No	Page No	Date	POS No	Page No	Date
N_1	6	Courses will be arranged with reference to the topics that are useful for the future development	Extra classes were taken for the students	Students get confidence to give exam.	CE	B.Tech.	CE	9	3	28-06-2023	9	10	29-06-2023
N_2	8	Evaluation pattern is been clearly given in handout also will be explained to them	Students were given with scheme and they got cleared their doubts	They were aware of the evaluation and pattern	CE	Tech ,M.Tech	CE	9	3	28-06-2023	9	10	29-06-2023

Any other Recommendations / Suggestion(s) given by Faculty - Analysis and Action Taken														
Sl.No	Faculty Detail	Recommendations / Suggestion	Analysis	Action Taken	Any other Remarks	Department	Program	Specialization	DAC No	Page No	Date	POS No	Page No	Date
1	Dr. Anu Mary Ealias	Recommended based on the society requirement, need to require more environmental engineering subjects	Indoor environment and quality health can be added in CO4	Professional Electives are available in curriculum based on members suggestions.		CE	M.Tech SE	SE	9	3	28-06-2023	9	10	29-06-2023
3	Mr K. Shyam Chamberlin	Suggested Based on the student higher educational requirement (GATE, MS etc.), add more Geotechnical engineering subjects	Water related problems chosen by more batches	Professional Electives are available in curriculum based on members suggestions.		CE	B.Tech.	Civil	9	3	28-06-2023	9	10	29-06-2023


 Department of CE
Dr. P. POLU RAJU
 HEAD
 Department of Civil Engineering
 Koneru Lakshmaiah Educational Foundation
 (Deemed to be University)
 Vaddeswaram Guntur District.

Department of Civil Engineering
Koneru Lakshmaiah Education Foundation
(K L Deemed to be University)

Parent Feedback on Curriculum Analysis Report
Academic Year: 2023-2024
Semester - ODD/EVEN

PART - A

Q.No.	Excellent	Very Good	Good	Fair	Poor	Total
1	5	3	2	0	0	10
2	4	4	2	0	0	10
3	5	3	2	0	0	10
4	4	4	1	1	0	10
5	3	3	2	2	0	10
6	3	3	3	1	0	10
7	5	4	1	0	0	10
8	5	3	1	1	0	10
9	4	3	2	1	0	10
10	4	3	2	1	0	10
AVERAGE	4.2	3.3	1.8	0.7	0	10

Feedback Average Out of 5 Scale 4.1

PART - B

Questions and Options

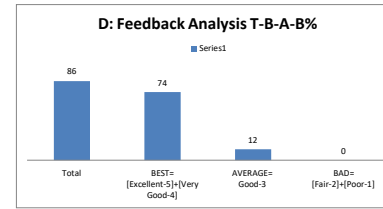
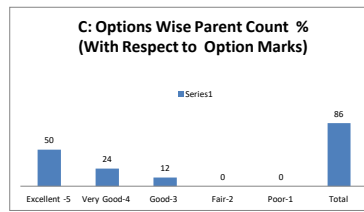
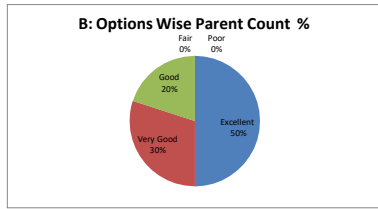
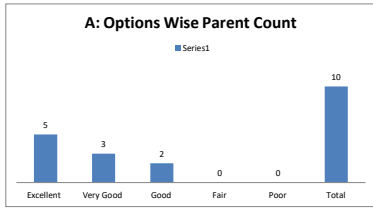
Each Question Feedback Average out of 5 Scale

Q.NO.	Excellent	Very Good	Good	Average	Poor	Total
Q.NO.1	How do you rate the program that your ward is undergoing in terms of the load of the courses in different semesters?					4.3
OPTIONS	Excellent	Very Good	Good	Average	Poor	
Q.NO.2	How do you rate the availability of the Text and reference books in the Market?					4.2
OPTIONS	Excellent	Very Good	Good	Average	Poor	
Q.NO.3	How do you rate the quality and relevance of the courses included into the semester?					4.3
OPTIONS	Excellent	Very Good	Good	Average	Poor	
Q.NO.4	How do you rate the treatment of the students by the faculty irrespective of the background of the student that includes Gender, cast,					4.1
OPTIONS	Excellent	Very Good	Good	Average	Poor	
Q.NO.5	How do you rate ambience of the KLEF for effective delivery of the academic programs?					3.7
OPTIONS	Excellent	Very Good	Good	Average	Poor	
Q.NO.6	How do you rate the courses in terms of their relevance to the latest technologies or future technologies?					3.8
OPTIONS	Excellent	Very Good	Good	Average	Poor	
Q.NO.7	How do you rate the programs based on the comfort of your ward in coping with the workload?					4.4
OPTIONS	Excellent	Very Good	Good	Average	Poor	
Q.NO.8	How do you rate the quality of teaching in the KLEF?					4.2
OPTIONS	Excellent	Very Good	Good	Average	Poor	
Q.No.9	How do you rate the outcomes that your ward has achieved from the courses					4
OPTIONS	Excellent	Very Good	Good	Average	Poor	
Q.NO.10	How do you rate the transparency of the evaluation system in the KLEF?					4
OPTIONS	Excellent	Very Good	Good	Average	Poor	

PART - C

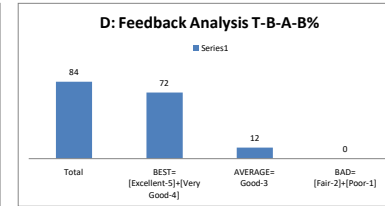
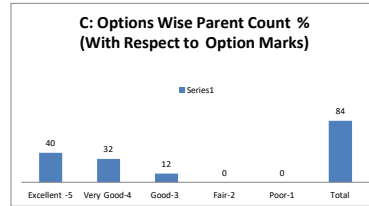
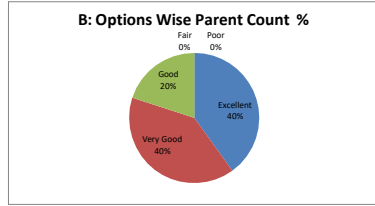
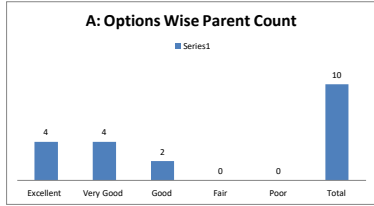
Question Wise Analysis

Q.NO.	How do you rate the program that your ward is undergoing in terms of the load of the courses in different semesters?					Parents
OPTIONS	A	B	C	D	E	
	Excellent	Very Good	Good	Average	Poor	
RESULT	5	3	2	0	0	10
	Excellent	Very Good	Good	Fair	Poor	Total



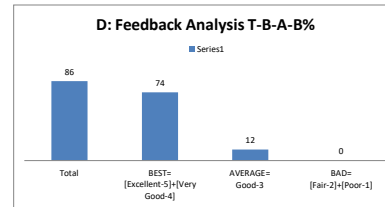
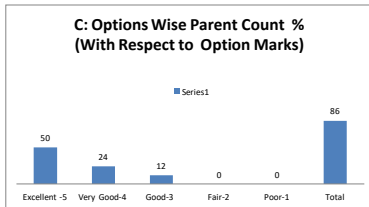
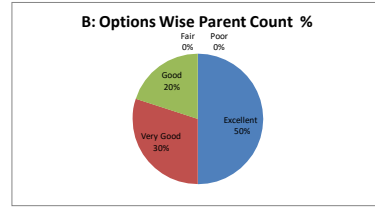
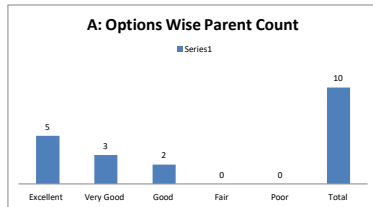
Q.NO.2 How do you rate the availability of the Text and reference books in the Market?

OPTIONS	A	B	C	D	E	Parents
Excellent	4	2	2	0	0	10
RESULT	Excellent	Very Good	Good	Fair	Poor	Total



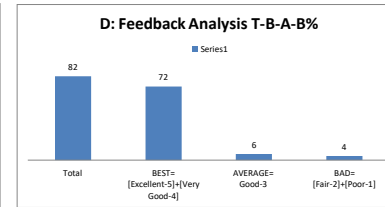
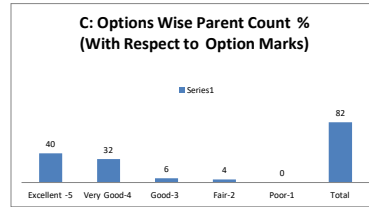
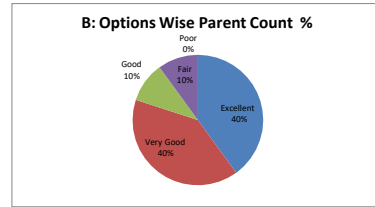
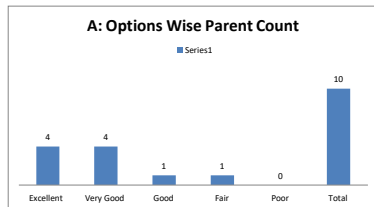
Q.NO.3 How do you rate the quality and relevance of the courses included into the semester?

OPTIONS	A	B	C	D	E	Parents
Excellent	5	3	2	0	0	10
RESULT	Excellent	Very Good	Good	Fair	Poor	Total

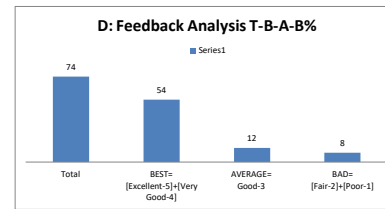
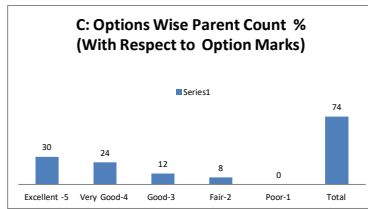
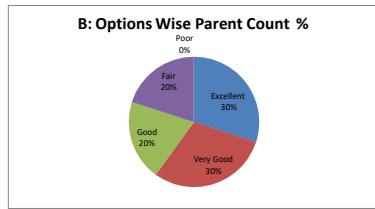
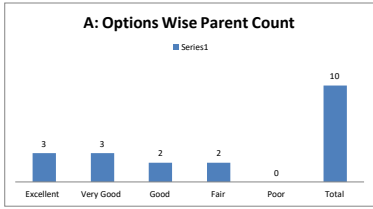


Q.NO.4 How do you rate the treatment of the students by the faculty irrespective of the background of the student that includes Gender, cast, community creed etc. in teaching a

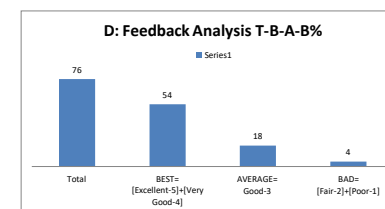
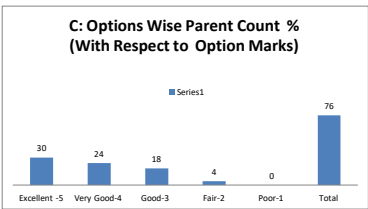
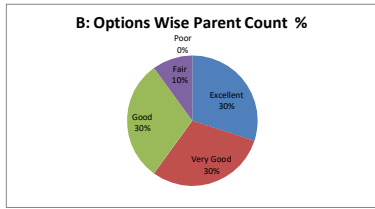
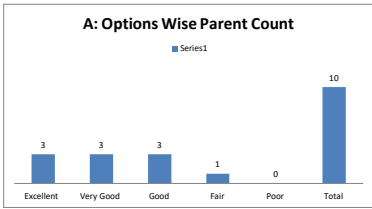
OPTIONS	A	B	C	D	E	Parents
Excellent	4	1	1	0	0	10
RESULT	Excellent	Very Good	Good	Fair	Poor	Total



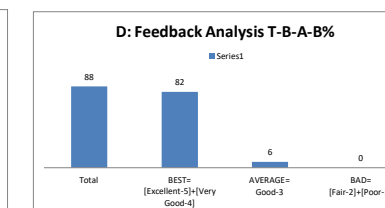
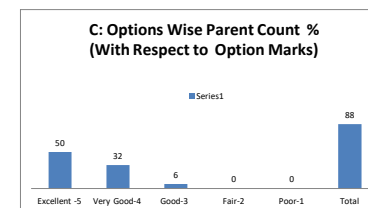
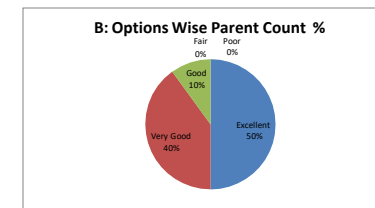
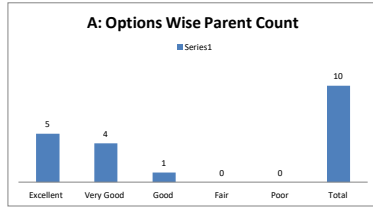
Q.NO.5	How do you rate ambience of the KLEF for effective delivery of the academic programs?					
OPTIONS	A	B	C	D	E	Parents
	Excellent	Very Good	Good	Average	Poor	
RESULT	3	3	2	2	0	10
	Excellent	Very Good	Good	Fair	Poor	Total



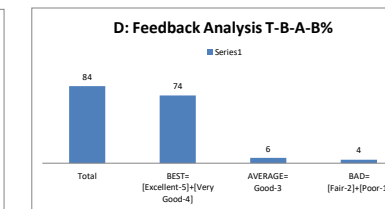
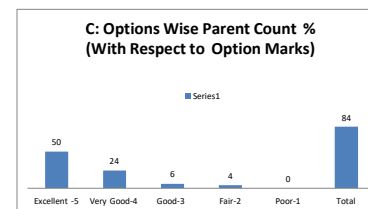
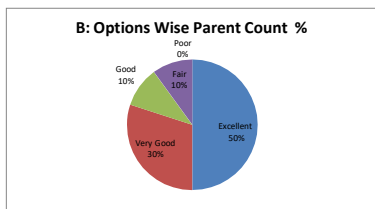
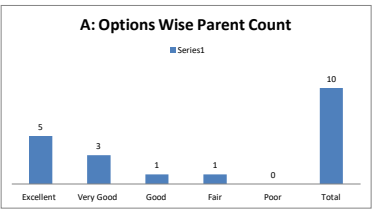
Q.NO.6	How do you rate the courses in terms of their relevance to the latest technologies or future technologies?					
OPTIONS	A	B	C	D	E	Parents
	Excellent	Very Good	Good	Average	Poor	
RESULT	3	3	3	1	0	10
	Excellent	Very Good	Good	Fair	Poor	Total



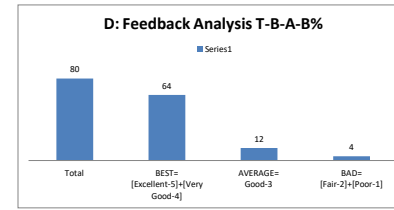
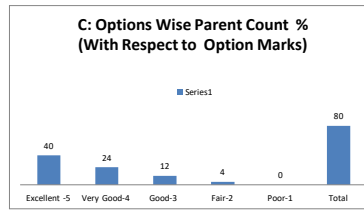
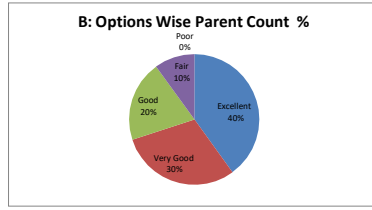
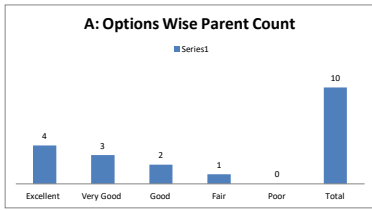
Q.NO.7	How do you rate the programs based on the comfort of your ward in coping with the workload?					
OPTIONS	A	B	C	D	E	Parents
	Excellent	Very Good	Good	Average	Poor	
RESULT	5	4	1	0	0	10
	Excellent	Very Good	Good	Fair	Poor	Total



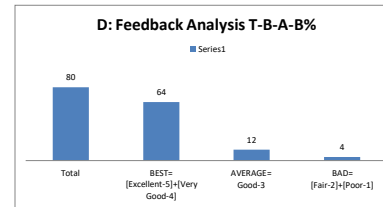
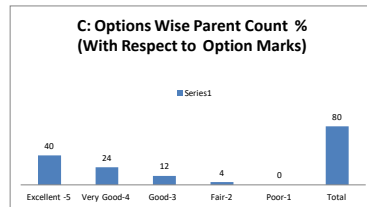
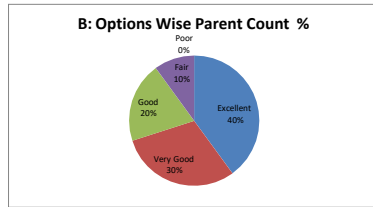
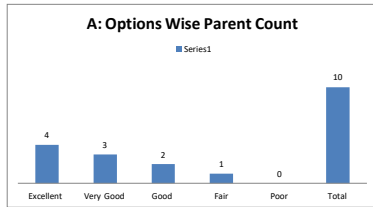
Q.NO.8	How do you rate the quality of teaching in the KLEF?					
OPTIONS	A	B	C	D	E	Parents
	Excellent	Very Good	Good	Average	Poor	
RESULT	5	3	1	1	0	10
	Excellent	Very Good	Good	Fair	Poor	Total



Q.No.9	How do you rate the outcomes that your ward has achieved from the courses					Parents
OPTIONS	A	B	C	D	E	
	Excellent	Very Good	Good	Average	Poor	
RESULT	4	3	2	1	0	10
	Excellent	Very Good	Good	Fair	Poor	Total



Q.No.10	How do you rate the transparency of the evaluation system in the KLEF?					Parents
OPTIONS	A	B	C	D	E	
	Excellent	Very Good	Good	Average	Poor	
RESULT	4	3	2	1	0	10
	Excellent	Very Good	Good	Fair	Poor	Total



PART - D

Parent Feedback on Curriculum Analysis Overall Analysis

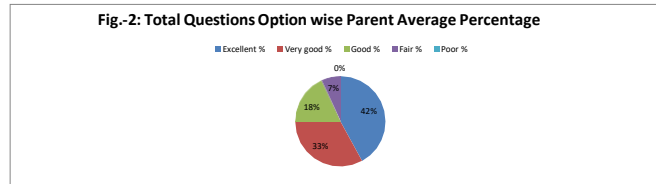
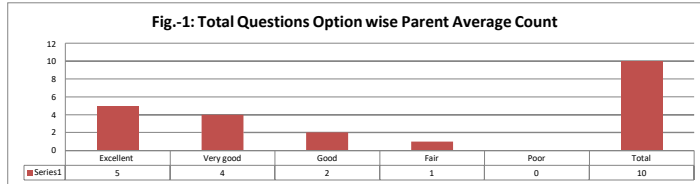


Fig-3: Each question Options with Parent Count

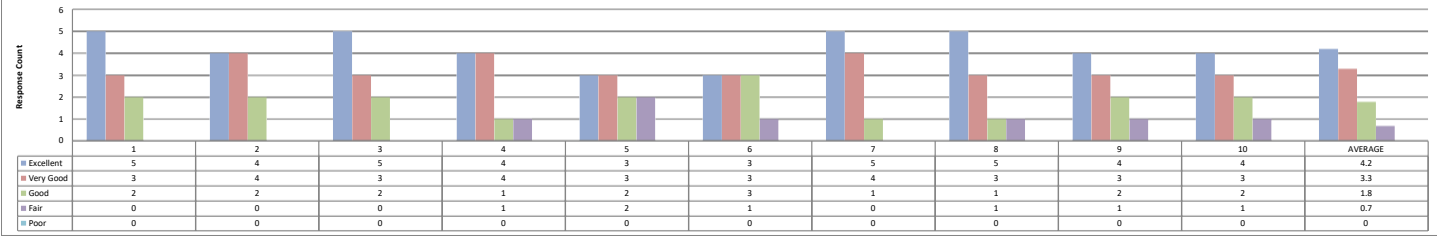


Fig-4: Each question Options With Parent Count Percentage

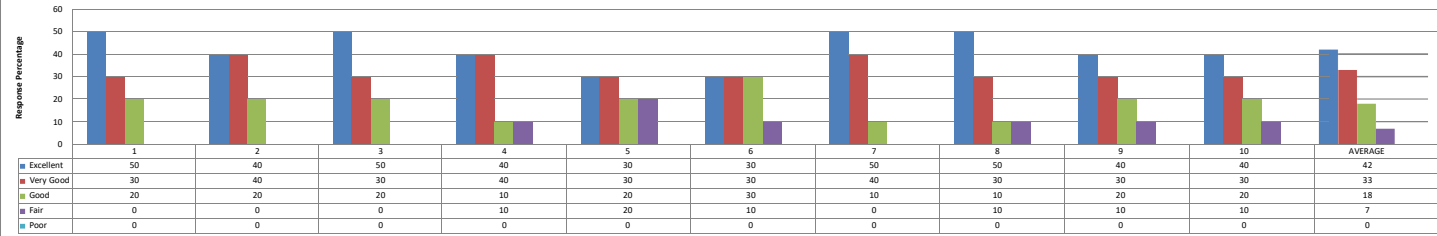


Fig - 5: Each question Options Parent Count Percentage with Marks

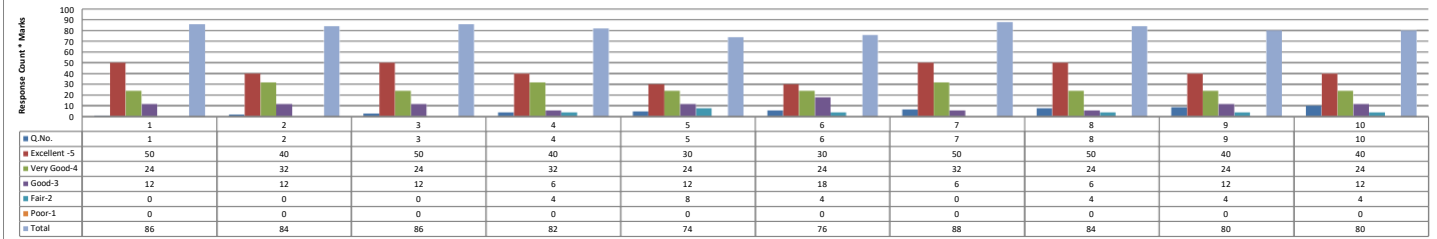
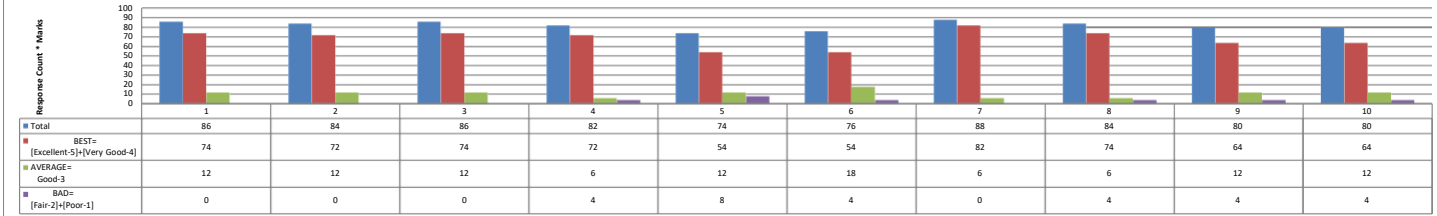


Fig-6: Analysis




Most Positive and Negative Response Feedback Questions - Analysis and Action Taken

Most Positive Response Feedback Questions		
Sl.No.	Q.No.	Question
N_1	1	How do you rate the program that your ward is undergoing in terms of the load of the courses in different semesters?
N_2	2	How do you rate the availability of the Text and reference books in the Market?

Most Negative Response Feedback Questions		
Sl.No.	Q.No.	Question
N_1	6	How do you rate the courses in terms of their relevance to the latest technologies or future technologies?
N_2	10	How do you rate the transparency of the evaluation system in the KLEF?

Action Taken on Negative Response Feedback Questions													
Sl.No.	Q.No.	Analysis	Action Taken	Feedback partner	Program	Specialization	DAC No.	Page No.	Date	BOS No.	Page No.	Date	
N_1	6	The courses were relevant as per the present scenario only .. We will be updating the syllabus	Students were good at learning new technologies	Students get confident	CE	B.Tech.	CE	9	3	28-06-2023	9	10	29-06-2023
N_2	10	The system is very clear in the evaluation with prescribed step by step scheme.	Scheme of Evaluation will be there for each	Students will	CE	B.Tech.	CE	9	3	28-06-2023	9	10	29-06-2023

Any other Recommendations / Suggestion(s) given by Parent - Analysis and Action Taken													
Sl.No.	Parent Details	Recommendations / Suggestion(s)	Analysis	Action Taken	Feedback partner	Program	Specialization	DAC No.	Page No.	Date	BOS No.	Page No.	Date
1	Meduri kotinagaiah.F/O. Meduri sri sai chaitanya	recommended to go for industry based subjects.	Curriculum is prepared in such a way that the total contact hours were not increased beyond 40	Members saying already implemented in curriculum	CE	B.Tech.	CE	9	3	28-06-2023	9	10	29-06-2023
2	Ramrao Powar,F/O.Praveen Powar	focus on industrial oriented courses	SITE Visits on various construction stages should be planned	Members Recommended and approved curriculum				9	3	28-06-2023	9	10	29-06-2023


DR. R. POLU RAJU
 HEAD
 Department of Civil Engineering
 Koneru Lakshmaiah Educational Foundation
 (Deemed to be University)
 Vaddeswaram Guntur District.

**Department of Civil Engineering
Koneru Lakshmaiah Education Foundation
(K L Deemed to be University)**

**Academic Peers Feedback on Curriculum Analysis Report
Academic Year: 2023-2024
Semester - ODD/EVEN**

PART - A

Q.No	Excellent	Very Good	Good	Fair	Poor	Total
1	30	21	2	0	0	53
2	30	20	3	0	0	53
3	30	21	2	1	0	53
4	29	20	4	2	0	53
5	31	20	1	1	0	53
6	31	20	2	1	0	53
7	28	22	3	0	0	53
8	29	20	2	2	0	53
9	30	20	3	0	0	53
10	34	18	1	0	0	53
11	32	19	2	0	0	53
12	30	20	1	2	0	53
13	34	16	2	1	0	53
14	30	17	5	1	0	53
15	32	19	2	0	0	53
16	32	19	2	0	0	53
17	31	20	2	0	0	53
18	34	16	3	0	0	53
19	30	20	3	1	0	53
20	31	17	4	1	0	53
AVERAGE	30.9	19.25	2.4	0.65	0	53

Feedback Average Out of 5 Scale 4.53

PART - B

Questions and Options

Each Question Feedback Average out of 5 Scale						
Q.NO.1	How do you rate the sequence of the Courses provided in the curriculum?					4.53
OPTIONS	Excellent	Very Good	Good	Average	Poor	
Q.NO.2	How do you rate the syllabus of the courses in relation to the competencies expected out of the course?					4.51
OPTIONS	Excellent	Very Good	Good	Average	Poor	
Q.NO.3	How do you rate the structure framed for entire program?					4.57
OPTIONS	Excellent	Very Good	Good	Average	Poor	
Q.NO.4	How do you rate the sequence of the units in the course?					4.50
OPTIONS	Excellent	Very Good	Good	Average	Poor	
Q.NO.5	How do you rate the allocation of the credits to the courses?					4.53
OPTIONS	Excellent	Very Good	Good	Average	Poor	
Q.NO.6	How do you rate the distribution of the contact hours among the course components (L-T-P)?					4.59
OPTIONS	Excellent	Very Good	Good	Average	Poor	
Q.NO.7	How do you rate the offering of the electives in terms of their relevance to the specialization streams?					4.48
OPTIONS	Excellent	Very Good	Good	Average	Poor	
Q.NO.8	How do you rate the electives offered in relation to the Technological advancements?					4.44
OPTIONS	Excellent	Very Good	Good	Average	Poor	
Q.No.9	How do you rate the relevance of the Text Books and reference books by their International recognition to the Courses?					4.51
OPTIONS	Excellent	Very Good	Good	Average	Poor	
Q.NO.10	How do you rate the sequence of the Courses that you have studied are in sequence to what you have studied in the previous semest.					4.63
OPTIONS	Excellent	Very Good	Good	Average	Poor	
Q.NO.11	Rate the Size of syllabus in terms of the load on the student					4.57
OPTIONS	Excellent	Very Good	Good	Average	Poor	
Q.NO.12	Rate the courses in terms of extra learning or self learning considering the design of the courses					4.48
OPTIONS	Excellent	Very Good	Good	Average	Poor	
Q.NO.13	Rate the courses in terms of sequence of offering considering whether the preceding courses have been covered.					4.57
OPTIONS	Excellent	Very Good	Good	Average	Poor	
Q.NO.14	How do you Rate the loading of the courses in a semester?					4.44
OPTIONS	Excellent	Very Good	Good	Average	Poor	
Q.NO.15	How do you rate the evaluation scheme designed for each of the course?					4.57
OPTIONS	Excellent	Very Good	Good	Average	Poor	
Q.NO.16	How do you rate the objectives stated for each of the course?					4.57
OPTIONS	Excellent	Very Good	Good	Average	Poor	
Q.NO.17	How do you rate competencies expected out of the course?					4.55
OPTIONS	Excellent	Very Good	Good	Average	Poor	
Q.NO.18	How do you rate the composition of the courses in terms of Basic science, Engineering science, Humanities, Discipline core, discript					4.59
OPTIONS	Excellent	Very Good	Good	Average	Poor	
Q.NO.19	How do you rate the percentage of courses having LAB components?					4.5
OPTIONS	Excellent	Very Good	Good	Average	Poor	
Q.NO.20	How do you rate the domain used for designing the experiments for the LAB components?					4.48
OPTIONS	Excellent	Very Good	Good	Average	Poor	

PART - C

Question Wise Analysis

Q.NO.1	How do you rate the sequence of the Courses provided in the curriculum?					Academic Peers
	A	B	C	D	E	
OPTIONS	Excellent	Very Good	Good	Average	Poor	53
RESULT	Excellent	Very Good	Good	Fair	Poor	Total

A: Options Wise Academic Peers Count

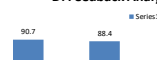


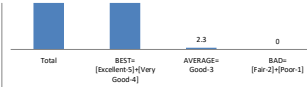
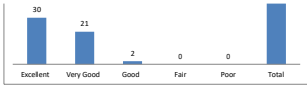
B: Options Wise Academic Peers



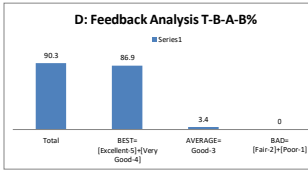
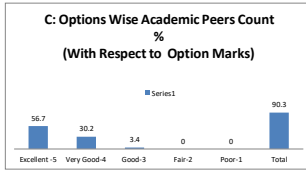
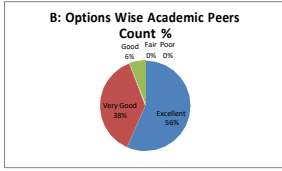
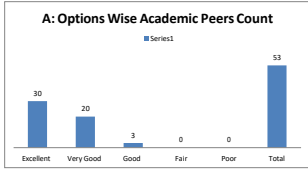
**C: Options Wise Academic Peers Count
(With Respect to Option Marks)**

D: Feedback Analysis T-B-A-B%

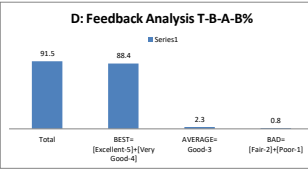
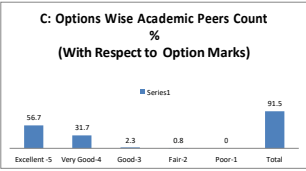
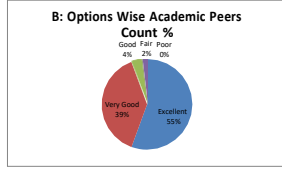
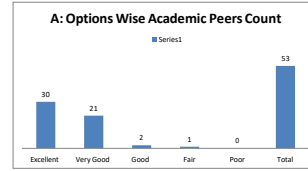




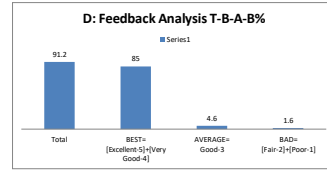
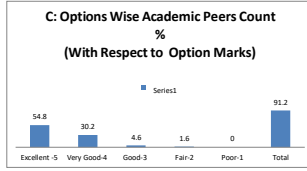
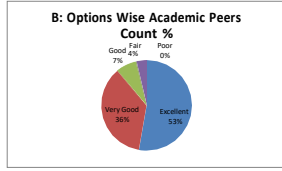
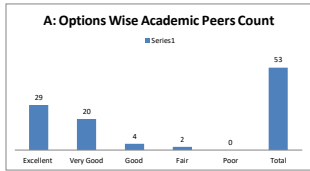
Q.No.2 How do you rate the syllabus of the courses in relation to the competencies expected out of the course?						
OPTIONS	A	B	C	D	E	Academic Peers
RESULT	Excellent	Very Good	Good	Average	Poor	53
	30	21	2	0	0	53
	Excellent	Very Good	Good	Fair	Poor	Total



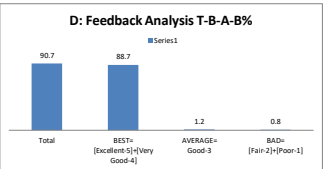
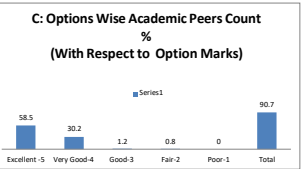
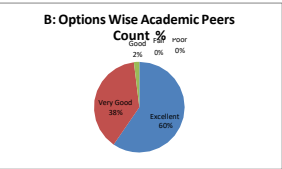
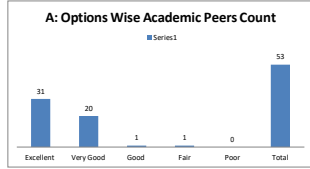
Q.No.3 How do you rate the structure framed for entire program?						
OPTIONS	A	B	C	D	E	Academic Peers
RESULT	Excellent	Very Good	Good	Average	Poor	53
	30	21	2	1	0	53
	Excellent	Very Good	Good	Fair	Poor	Total



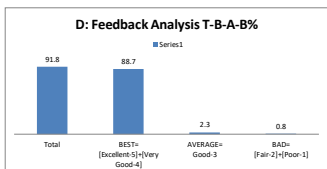
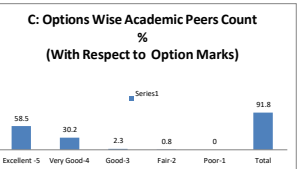
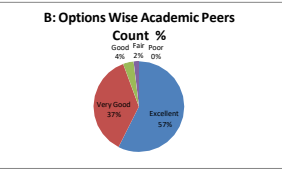
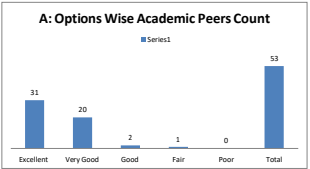
Q.No.4 How do you rate the sequence of the units in the course?						
OPTIONS	A	B	C	D	E	Academic Peers
RESULT	Excellent	Very Good	Good	Average	Poor	53
	29	20	4	2	0	53
	Excellent	Very Good	Good	Fair	Poor	Total



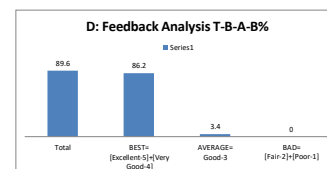
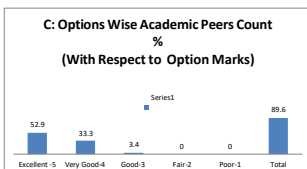
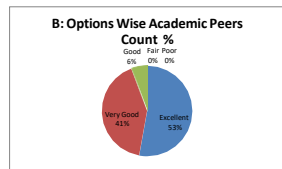
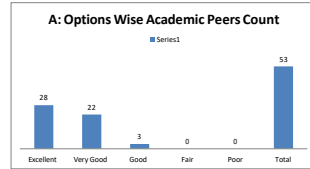
Q.NO.5	How do you rate the allocation of the credits to the courses?					
OPTIONS	A	B	C	D	E	Academic Peers
	Excellent	Very Good	Good	Average	Poor	
RESULT	31	20	1	0	0	53
	Excellent	Very Good	Good	Fair	Poor	Total



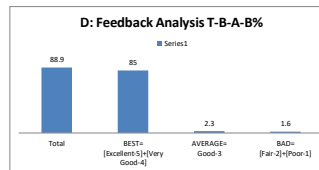
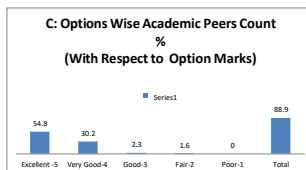
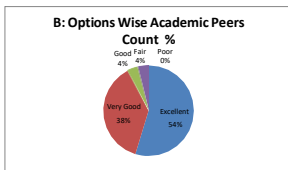
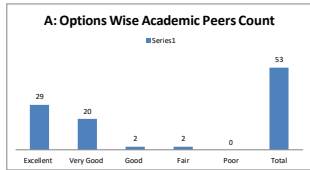
Q.NO.6	How do you rate the distribution of the contact hours among the course components (L-T-P)?					
OPTIONS	A	B	C	D	E	Academic Peers
	Excellent	Very Good	Good	Average	Poor	
RESULT	31	20	2	0	0	53
	Excellent	Very Good	Good	Fair	Poor	Total



Q.NO.7	How do you rate the offering of the electives in terms of their relevance to the specialization streams?					
OPTIONS	A	B	C	D	E	Academic Peers
	Excellent	Very Good	Good	Average	Poor	
RESULT	28	22	3	0	0	53
	Excellent	Very Good	Good	Fair	Poor	Total

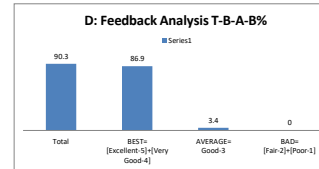
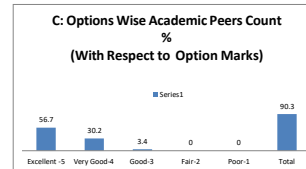
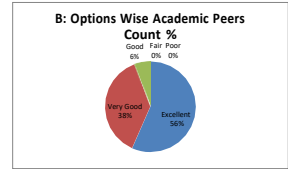
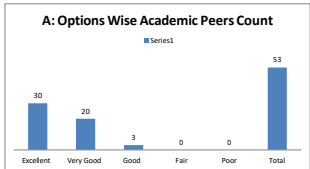


Q.NO.8	How do you rate the electives offered in relation to the Technological advancements?					
OPTIONS	A	B	C	D	E	Academic Peers
	Excellent	Very Good	Good	Average	Poor	
RESULT	29	20	2	0	0	53
	Excellent	Very Good	Good	Fair	Poor	Total



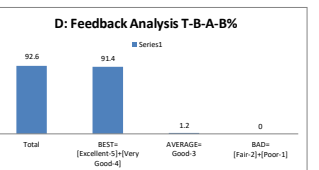
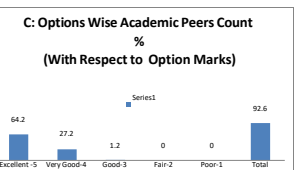
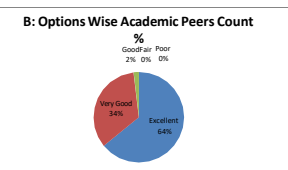
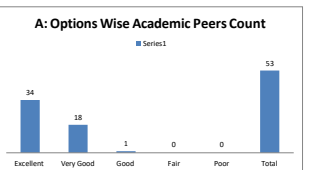
Q.No.9 How do you rate the relevance of the Text Books and reference books by their international recognition to the Courses?

OPTIONS	A	B	C	D	E	Academic Peers
Excellent	30	20	3	0	0	53
RESULT	Excellent	Very Good	Good	Fair	Poor	Total



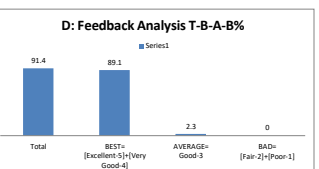
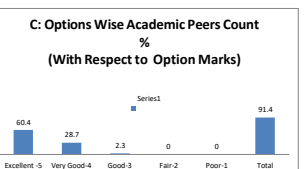
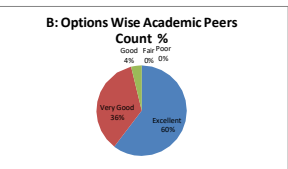
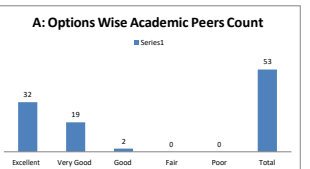
Q.No.10 How do you rate the sequence of the Courses that you have studied are in sequence to what you have studied in the previous semester?

OPTIONS	A	B	C	D	E	Academic Peers
Excellent	34	18	1	0	0	53
RESULT	Excellent	Very Good	Good	Fair	Poor	Total



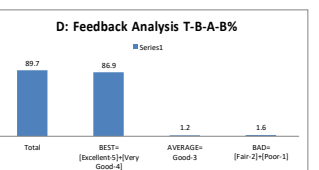
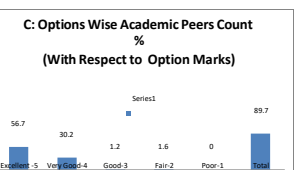
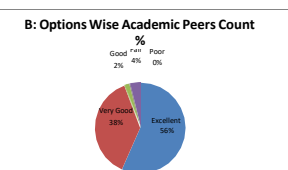
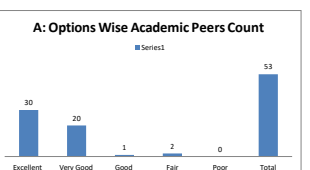
Q.No.11 Rate the Size of syllabus in terms of the load on the student

OPTIONS	A	B	C	D	E	Academic Peers
Excellent	32	19	2	0	0	53
RESULT	Excellent	Very Good	Good	Fair	Poor	Total



Q.No.12 Rate the courses in terms of extra learning or self learning considering the design of the courses

OPTIONS	A	B	C	D	E	Academic Peers
Excellent	30	20	3	0	0	53
RESULT	Excellent	Very Good	Good	Fair	Poor	Total



Q.No.13 Rate the courses in terms of sequence of offering considering whether the preceding courses have been covered.

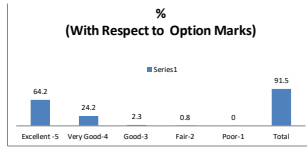
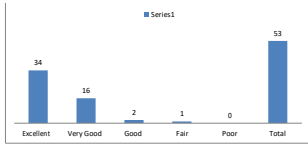
OPTIONS	A	B	C	D	E	Academic Peers
Excellent	34	18	1	0	0	53
RESULT	Excellent	Very Good	Good	Fair	Poor	Total

A: Options Wise Academic Peers Count

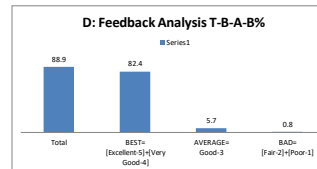
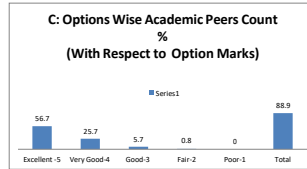
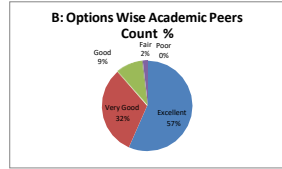
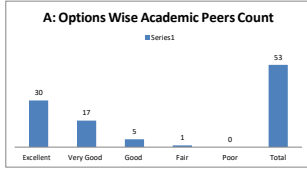
B: Options Wise Academic Peers

C: Options Wise Academic Peers Count

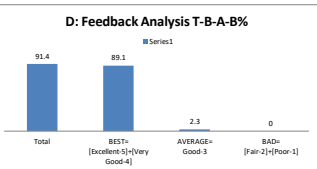
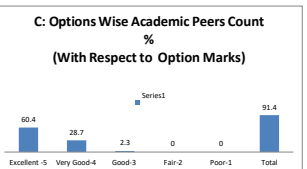
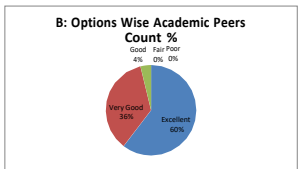
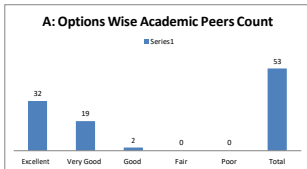
D: Feedback Analysis T-B-A-B%



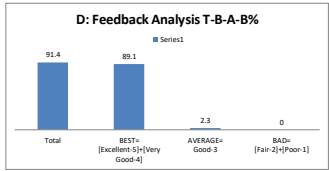
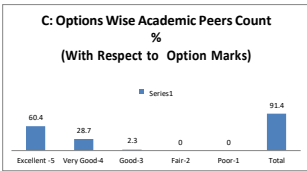
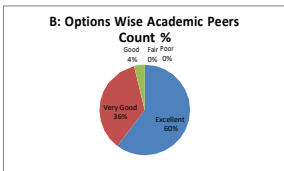
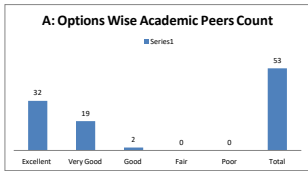
Q.No.14 How do you rate the loading of the courses in a semester?						
OPTIONS	A	B	C	D	E	Academic Peers
Excellent	30	17	5	1	0	53
RESULT	Excellent	Very Good	Good	Fair	Poor	Total



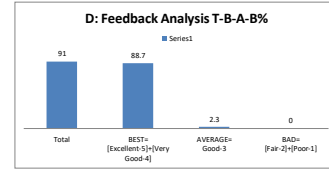
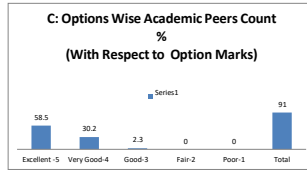
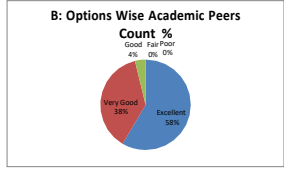
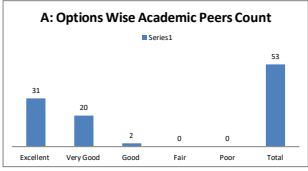
Q.No.15 How do you rate the evaluation scheme designed for each of the course?						
OPTIONS	A	B	C	D	E	Academic Peers
Excellent	32	19	2	0	0	53
RESULT	Excellent	Very Good	Good	Fair	Poor	Total



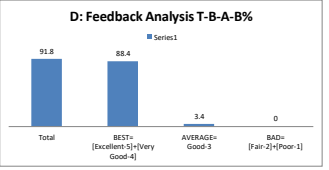
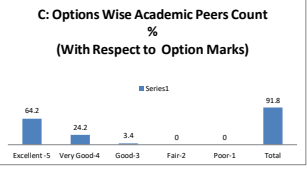
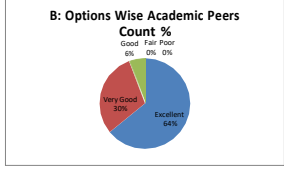
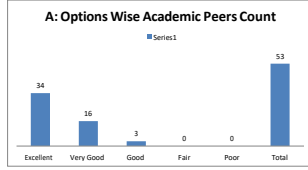
Q.No.16 How do you rate the objectives stated for each of the course?						
OPTIONS	A	B	C	D	E	Academic Peers
Excellent	32	19	2	0	0	53
RESULT	Excellent	Very Good	Good	Fair	Poor	Total



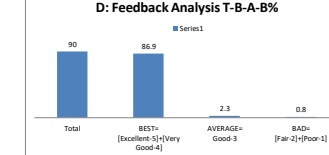
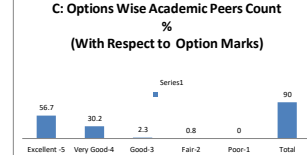
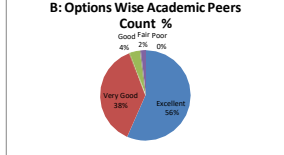
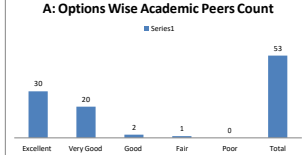
Q.No.17	How do you rate competencies expected out of the course?					
OPTIONS	A	B	C	D	E	Academic Peers
RESULT	Excellent 31	Very Good 20	Good 2	Average 0	Poor 0	53
	Excellent	Very Good	Good	Fair	Poor	Total



Q.No.18	How do you rate the composition of the courses in terms of basic science, Engineering science, Humanities, Discipline core, discipline elective, open elective, project etc.?					
OPTIONS	A	B	C	D	E	Academic Peers
RESULT	Excellent 34	Very Good 20	Good 3	Average 0	Poor 0	53
	Excellent	Very Good	Good	Fair	Poor	Total



Q.No.19	How do you rate the percentage of courses having LAB components?					
OPTIONS	A	B	C	D	E	Academic Peers
RESULT	Excellent 30	Very Good 20	Good 2	Average 1	Poor 0	53
	Excellent	Very Good	Good	Fair	Poor	Total



Q.No.20	How do you rate the domain used for designing the experiments for the LAB components?					
OPTIONS	A	B	C	D	E	Academic Peers
RESULT	Excellent 31	Very Good 17	Good 4	Average 1	Poor 0	53
	Excellent	Very Good	Good	Fair	Poor	Total

Most Positive and Negative Response Feedback Questions - Analysis and Action Taken

Most Positive Response Feedback Questions		
Sl.No.	Q.No.	Question
N_1	6	How do you rate the distribution of the contact hours among the course components (L-T-P)?
N_2	18	How do you rate the composition of the courses in terms of Basic science, Engineering science, Humanities, Discipline core, discipline elective, open elective, project etc.?
N_3	4	How do you rate the sequence of the units in the course?

Most Negative Response Feedback Questions		
Sl.No.	Q.No.	Question
N_1	8	How do you rate the electives offered in relation to the Technological advancements?
N_2	20	How do you rate the domain used for designing the experiments for the LAB components?
N_3	14	How do you Rate the loading of the courses in a semester?

Action Taken on Negative Response Feedback Questions													
Sl.No.	Q.No.	Analysis	Action Taken	Feedback	Department	Program	Specialization	DAC No	Page No	Date	BOS No.	Page No.	Date
N_1	8	Electives were been offered based on the new aspects and its development in the present scenerio only	Conducted extra online and offline Workshops, Seminars by Industry	Students get confidence	CE	B.Tech.	CE	9	3	28-06-2023	9	10	29-06-2023
N_2	20	The lab experiments were from the basic to the present latest equipment which is been using now a days and also the academic Course syllabus will be updated with new technologies.	Conducted extra demos through online mode also	Students gain knowledge and	CE	ech ,M.Te	CE	9	3	28-06-2023	9	10	29-06-2023
N_3	14	Course load is always in an manageable way only, no student w	Conducted extra classes	Students feel	CE	ech ,M.Te	CE	9	3	28-06-2023	9	10	29-06-2023

Any other Recommendations / Suggestion(s) given by Academic Peers - Analysis and Action Taken														
Sl.No.	Academic Peers Details	Recommendations / Suggestion	Analysis	Action Taken	Other Rec	Department	Program	Specialization	DAC No	Page No	Date	BOS No.	Page No.	Date
1	Dr. Anuja Charpe, Assistant Professor, V R Siddhartha Engineering College	Recommended to Curriculum add more value added courses	A new course "Building and Construction Management (18CE2202) " is to be introduced in B.Tech 2-1 semester to meet the technology and industry requirements.	Members saying already implemented in curriculum		CE	B.Tech.	Structures	9	3	28-06-2023	9	10	29-06-2023
2	A Sreenivasulu, Professor-HoD-CE, Gudlavalleru Engineering College	suggested Need to require more gate syllabus.	Advanced Construction Technology is suggested to add in Ph.D curriculum	Members saying already implemented in curriculum		CE	B.Tech.	WRE						


DR. P. POLU RAJU
 HEAD
 HOD-CE
 Department of Civil Engineering
 Koneru Lakshmaiah Educational Foundation
 (Formerly K. J. Somaiya Institute of Engineering & Information Technology)
 Guntur District

Department of Civil Engineering
Koneru Lakshmaiah Education Foundation
(K L Deemed to be University)

Alumni Feedback on Curriculum Analysis Report
Academic Year: 2023-2024
Semester - ODD/EVEN

PART - A

Q.No.	Excellent	Very Good	Good	Fair	Poor	Total
1	18	4	2	1	0	25
2	17	5	2	1	0	25
3	15	5	2	3	0	25
4	16	5	2	2	0	25
5	14	5	3	1	2	25
6	18	3	2	2	0	25
7	17	4	2	0	2	25
8	19	3	2	1	0	25
9	13	3	3	6	0	25
10	16	4	3	2	0	25
AVERAGE	16.3	4.1	2.3	1.9	0.4	25

Feedback Average Out of 5 Scale	4.36
---------------------------------	-------------

PART - B

Questions and Options

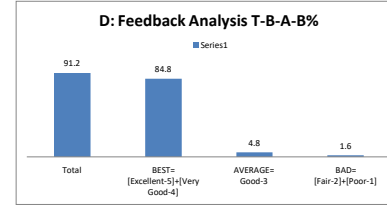
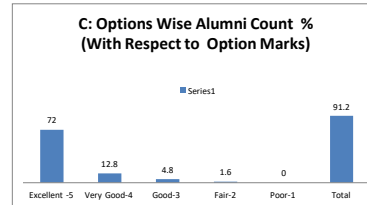
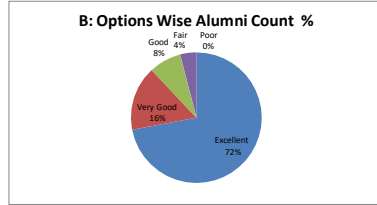
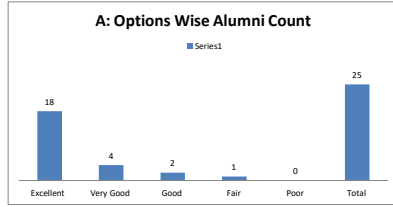
Each Question Feedback Average out of 5 Scale

Q.NO.	Excellent	Very Good	Good	Average	Poor	
Q.NO.1	How do you rate relevance of the courses in relation to the program?					4.56
OPTIONS						
Q.NO.2	How do you rate the sequence of the courses included into the programs?					4.52
OPTIONS						
Q.NO.3	How do you rate the competencies in relation to the course content?					4.28
OPTIONS						
Q.NO.4	How do rate the sequence of the topics in the units?					4.4
OPTIONS						
Q.NO.5	Rate the offering of the in relation to the specialization streams?					4.12
OPTIONS						
Q.NO.6	How do you rate the offering of the electives in relation to the Technological advancements?					4.48
OPTIONS						
Q.NO.7	How do you rate the courses which are skills related suiting to the industry included into the programs?					4.36
OPTIONS						
Q.NO.8	How do you rate the domain used for designing the experiments in terms of the suitability of the Tools to the domain?					4.6
OPTIONS						
Q.No.9	How do you rate the experiments in terms of their relevance to the real life application?					3.92
OPTIONS						
Q.NO.10	How do you rate the courses that you have learnt in relation to your current Job					4.36
OPTIONS						

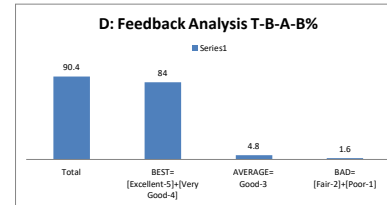
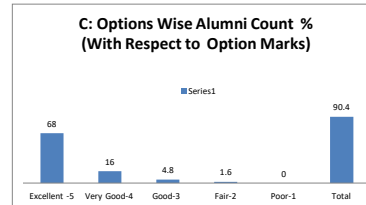
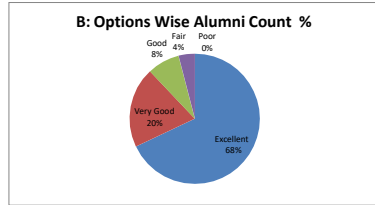
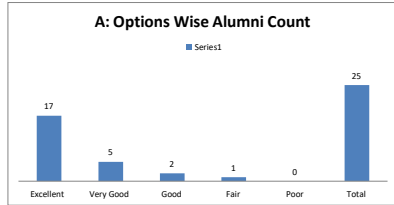
PART - C

Question Wise Analysis

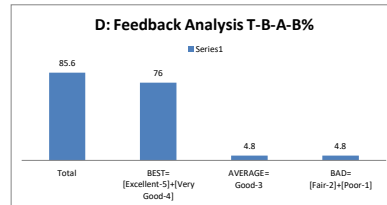
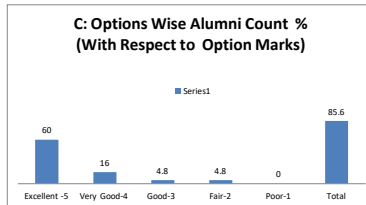
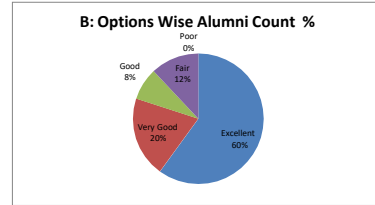
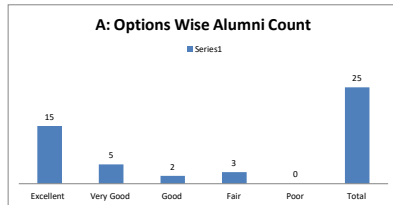
Q.NO.1	How do you rate relevance of the courses in relation to the program?					Alumini
OPTIONS	A	B	C	D	E	
	Excellent	Very Good	Good	Average	Poor	
RESULT	18	4	2	1	0	25
	Excellent	Very Good	Good	Fair	Poor	Total



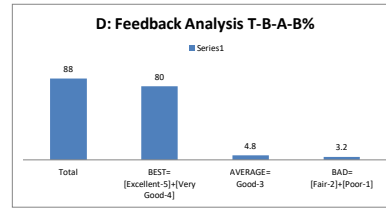
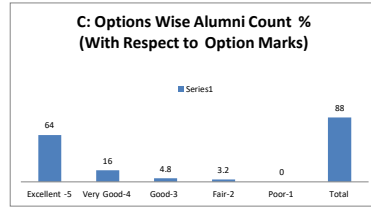
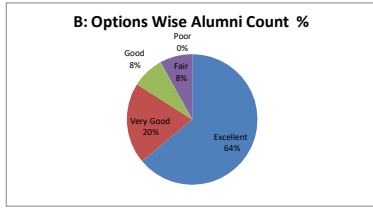
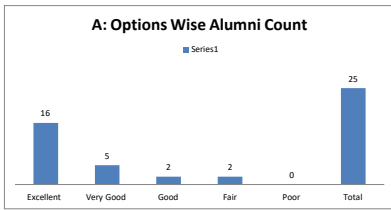
Q.NO.2	How do you rate the sequence of the courses included into the programs?					Alumini
OPTIONS	A	B	C	D	E	
	Excellent	Very Good	Good	Average	Poor	
RESULT	17	5	2	1	0	25
	Excellent	Very Good	Good	Fair	Poor	Total



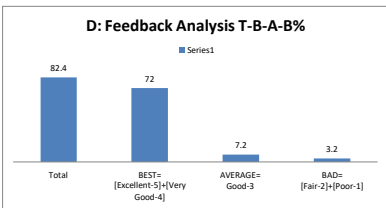
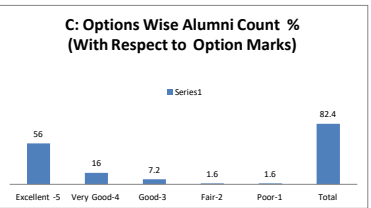
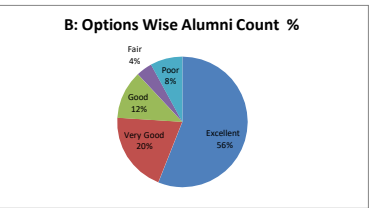
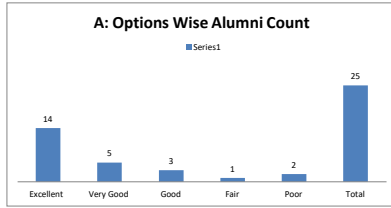
Q.NO.3	How do you rate the competencies in relation to the course content?					Alumini
OPTIONS	A	B	C	D	E	
	Excellent	Very Good	Good	Average	Poor	
RESULT	15	5	2	3	0	25
	Excellent	Very Good	Good	Fair	Poor	Total



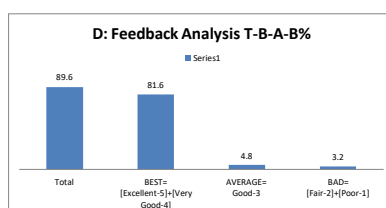
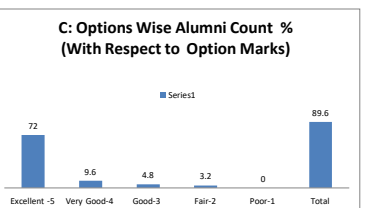
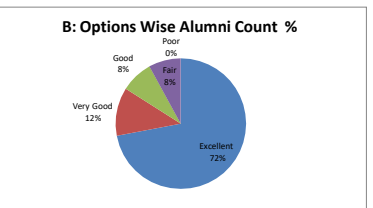
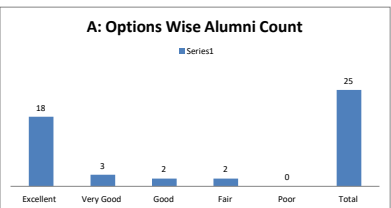
Q.NO.4	How do rate the sequence of the topics in the units?					Alumini
OPTIONS	A	B	C	D	E	
	Excellent	Very Good	Good	Average	Poor	
RESULT	16	5	2	2	0	25
	Excellent	Very Good	Good	Fair	Poor	Total



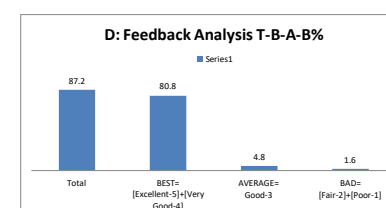
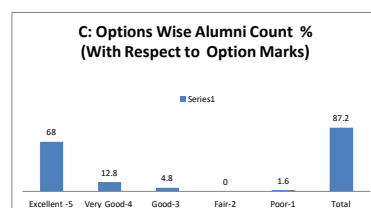
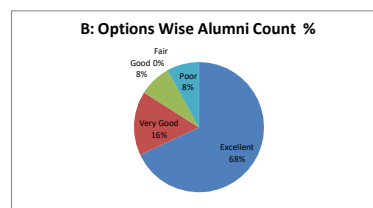
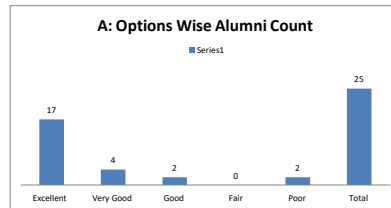
Q.NO.5	Rate the offering of the in relation to the specialization streams?					Alumini
OPTIONS	A	B	C	D	E	
	Excellent	Very Good	Good	Average	Poor	
RESULT	14	5	3	1	2	25
	Excellent	Very Good	Good	Fair	Poor	Total



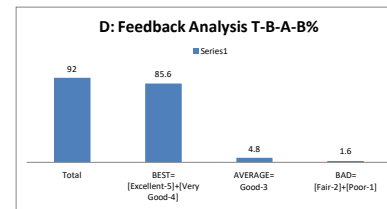
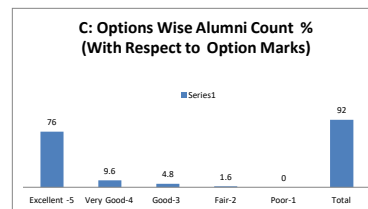
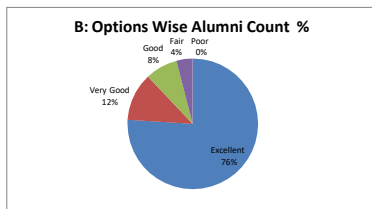
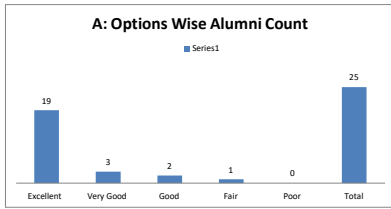
Q.NO.6	How do you rate the offering of the electives in relation to the Technological advancements?					Alumini
OPTIONS	A	B	C	D	E	
	Excellent	Very Good	Good	Average	Poor	
RESULT	14	3	2	2	0	25
	Excellent	Very Good	Good	Fair	Poor	Total



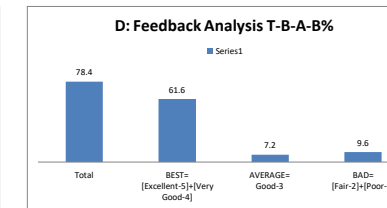
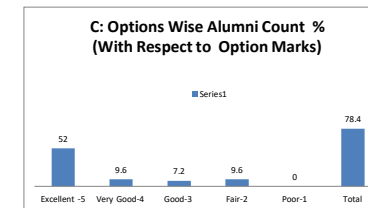
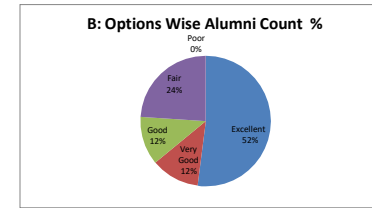
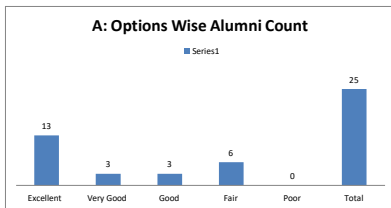
Q.NO.7	How do you rate the courses which are skills related suiting to the Industry included into the programs?					Alumini
OPTIONS	A	B	C	D	E	
	Excellent	Very Good	Good	Average	Poor	
RESULT	17	4	2	0	2	25
	Excellent	Very Good	Good	Fair	Poor	Total



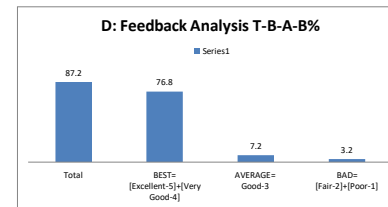
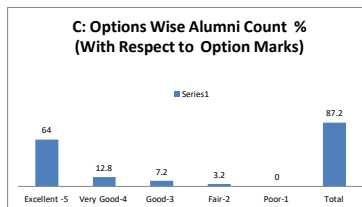
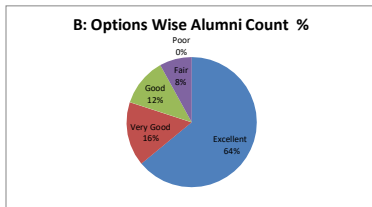
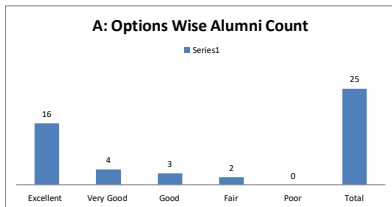
Q.NO.8 How do you rate the domain used for designing the experiments in terms of the suitability of the Tools to the domain?						
OPTIONS	A	B	C	D	E	Alumini
	Excellent	Very Good	Good	Average	Poor	
RESULT	19	3	2	1	0	25
	Excellent	Very Good	Good	Fair	Poor	Total



Q.No.9 How do you rate the experiments in terms of their relevance to the real life application?						
OPTIONS	A	B	C	D	E	Alumini
	Excellent	Very Good	Good	Average	Poor	
RESULT	13	3	3	6	0	25
	Excellent	Very Good	Good	Fair	Poor	Total



Q.NO.10 How do you rate the courses that you have learnt in relation to your current job						
OPTIONS	A	B	C	D	E	Alumini
	Excellent	Very Good	Good	Average	Poor	
RESULT	16	4	3	2	0	25
	Excellent	Very Good	Good	Fair	Poor	Total



PART - D

Alumni Feedback on Curriculum Analysis Overall Analysis

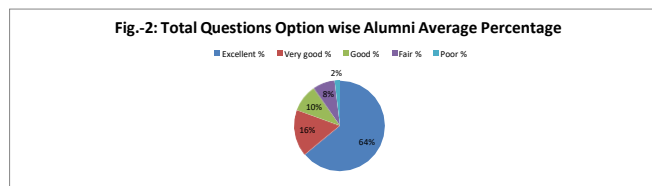
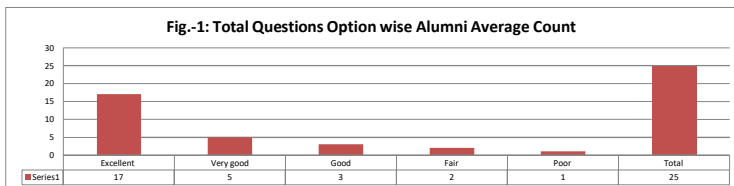


Fig.-3: Each question Options with Alumni Count

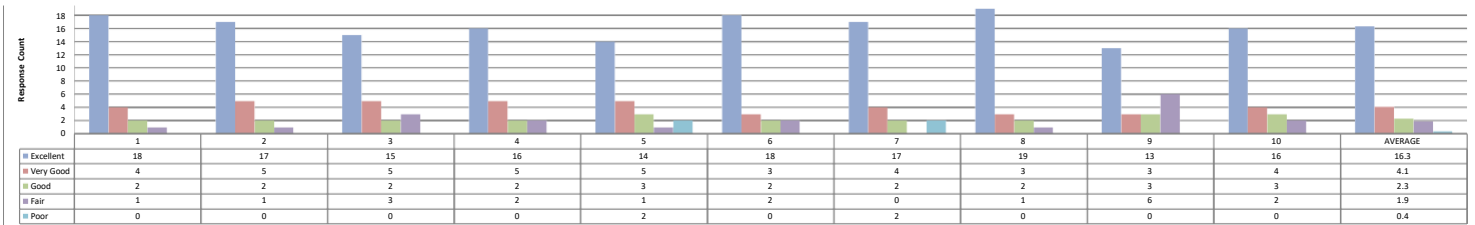


Fig.-4: Each question Options With Alumni Count Percentage

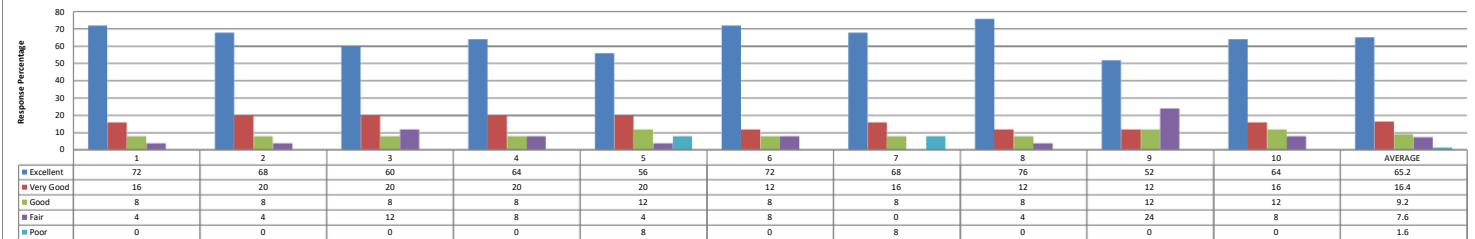
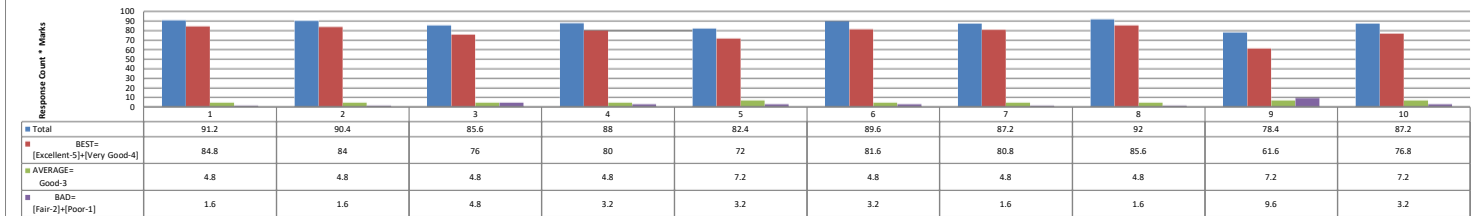


Fig.- 5: Each question Options Alumni Count Percentage with Marks



Fig.-6: Analysis




Most Positive and Negative Response Feedback Questions - Analysis and Action Taken

Most Positive Response Feedback Questions		
Sl.No.	Q.No.	Question
N_1	1	How do you rate relevance of the courses in relation to the program?
N_2	6	How do you rate the offering of the electives in relation to the Technological advancements?

Most Negative Response Feedback Questions		
Sl.No.	Q.No.	Question
N_1	5	Rate the offering of the in relation to the specialization streams?
N_2	9	How do you rate the experiments in terms of their relevance to the real life application?

Action Taken on Negative Response Feedback Questions													
Sl.No.	Q.No.	Analysis	Action Taken	Feedback	Department	Program	Specialization	DAC No	Page No	Date	BOS No.	Page No.	Date
N_1	5	Basic general topics also there which they felt as not related to them to the topics	Explained in detail with industry purpose wise , then they understood	Students get confidence to give	CE	B.Tech.	CE	9	3	28-06-2023	9	10	29-06-2023
N_2	9	All the experiments were done in according to the practical usage of present development only	Conducted extra CAD TOOL ,Staad pro demos through online mode and offline also	Students gain knowledge and completed all	CE	Tech,M.Tec	CE	9	3	28-06-2023	9	10	29-06-2023

Any other Recommendations / Suggestion(s) given by Alumni - Analysis and Action Taken														
Sl.No.	Alumni Peers Details	Recommendations / Suggestion(s)	Analysis	Action Taken	Feedback	Department	Program	Specialization	DAC No	Page No	Date	BOS No.	Page No.	Date
1	T. VIVEKA	recommended based on industry purpose add practical related subjects	Advanced Structural Design and Systems is suggested to add in Ph.D curriculum	Approved and implemented to the curriculum		CE	M.Tech	Civil	9	3	28-06-2023	9	10	29-06-2023
2	N Sumanjan,assistant concept manager,home centre	Recommended Require restart M.Tech Geotechnical engineering program.	Vastness of the Syllabus had been observed.	Members saying based on the students interest and Admissions then they are restart the program		CE	B.Tech.	Civil	9	3	28-06-2023	9	10	29-06-2023


 HEAD
 Department of Civil Engineering
 Koneru Lakshmaiah Educational Foundation
 (Deemed to be University)
 Vaddeswaram Guntur District.

Industry Personnel Feedback on Curriculum Analysis Report
Academic Year: 2023-2024
Semester - ODD/EVEN

PART - A

Q.No.	Excellent	Very Good	Good	Fair	Poor	Total
1	12	2	1	0	0	15
2	13	1	1	0	0	15
3	11	2	1	1	0	15
4	10	2	2	1	0	15
5	12	2	1	0	0	15
6	9	2	2	2	0	15
7	11	2	1	1	0	15
8	12	1	1	1	0	15
9	9	3	2	2	0	15
10	12	3	0	0	0	15
AVERAGE	11	2	1.2	0.8	0	15

Feedback Average Out of 5 Scale

4.55

PART - B

Questions and Options

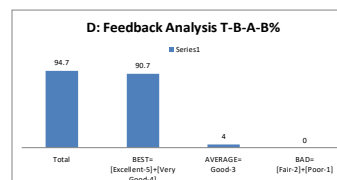
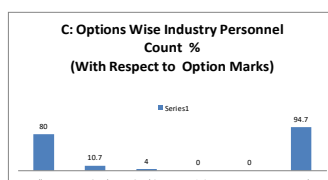
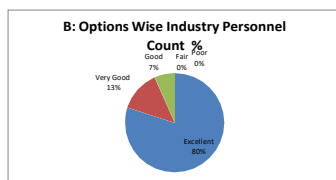
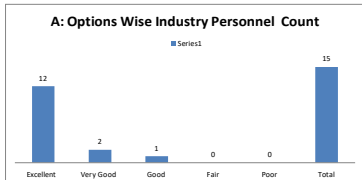
Each Question Feedback Average out of 5 Scale

Q.No.	Question	Excellent	Very Good	Good	Average	Poor	Total
Q.NO.1	How do you rate relevance of the courses in relation to the program?						4.74
OPTIONS		Excellent	Very Good	Good	Average	Poor	
Q.NO.2	How do you rate the sufficiency of the courses related to industry that are included in the program?						4.54
OPTIONS		Excellent	Very Good	Good	Average	Poor	
Q.NO.3	How do you rate the competencies in relation to the course content?						4.4
OPTIONS		Excellent	Very Good	Good	Average	Poor	
Q.NO.4	How do you rate the sequence of the units in the syllabus?						4.74
OPTIONS		Excellent	Very Good	Good	Average	Poor	
Q.NO.5	How do you rate the relevance of the topics to the Industry?						4.2
OPTIONS		Excellent	Very Good	Good	Average	Poor	
Q.NO.6	Rate the offering of the in relation to the specialization streams?						4.54
OPTIONS		Excellent	Very Good	Good	Average	Poor	
Q.NO.7	How do you rate the offering of the electives in relation to the technological advancements?						4.6
OPTIONS		Excellent	Very Good	Good	Average	Poor	
Q.NO.8	How do you rate the courses which are skills related suiting to the industry included into the programs?						4.14
OPTIONS		Excellent	Very Good	Good	Average	Poor	
Q.No.9	How do you rate the applicability of the domains and the tools used for designing the experiments in terms of existing practices in the industry?						4.8
OPTIONS		Excellent	Very Good	Good	Average	Poor	
Q.NO.10	How do you rate the experiments in terms of their relevance to the real life application?						4.55
OPTIONS		Excellent	Very Good	Good	Average	Poor	

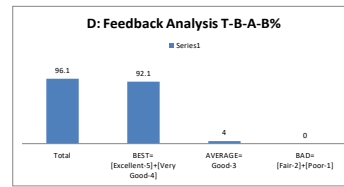
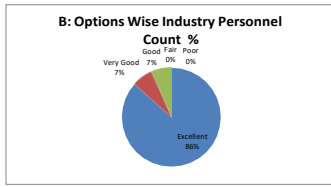
PART - C

Question Wise Analysis

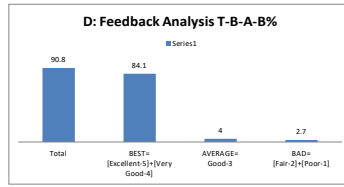
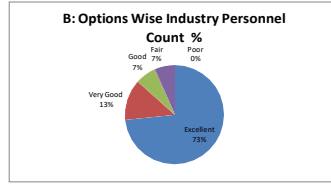
Q.No.	A	B	C	D	E	Industry Personnel
Q.NO.1	How do you rate relevance of the courses in relation to the program?					
OPTIONS	Excellent	Very Good	Good	Average	Poor	
RESULT	12	2	1	0	0	15
	Excellent	Very Good	Good	Fair	Poor	Total



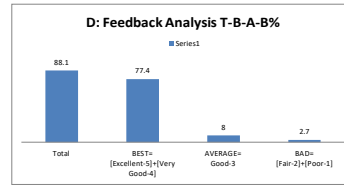
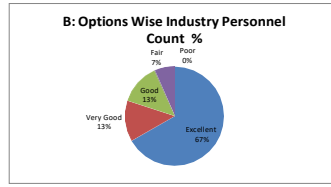
Q.NO.2 How do you rate the sufficiency of the courses related to industry that are included in the program?						
OPTIONS	A	B	C	D	E	Industry Personnels
	Excellent	Very Good	Good	Average	Poor	
RESULT	13	1	1	0	0	15
	Excellent	Very Good	Good	Fair	Poor	Total



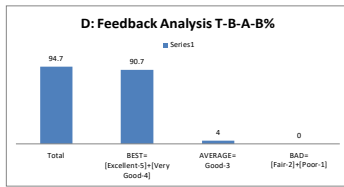
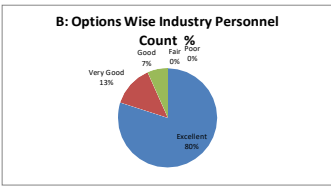
Q.NO.3 How do you rate the competencies in relation to the course content?						
OPTIONS	A	B	C	D	E	Industry Personnels
	Excellent	Very Good	Good	Average	Poor	
RESULT	11	2	1	1	0	15
	Excellent	Very Good	Good	Fair	Poor	Total



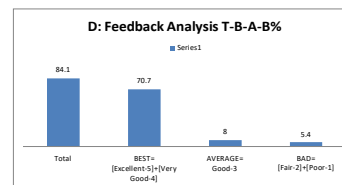
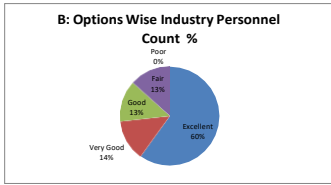
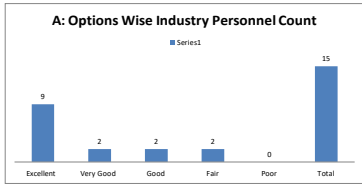
Q.NO.4 How do you rate the sequence of the units in the syllabus?						
OPTIONS	A	B	C	D	E	Industry Personnels
	Excellent	Very Good	Good	Average	Poor	
RESULT	10	2	2	1	0	15
	Excellent	Very Good	Good	Fair	Poor	Total



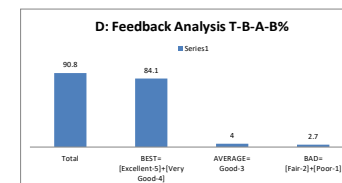
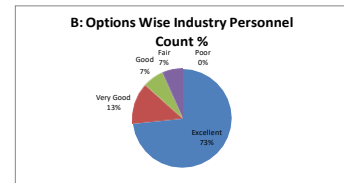
Q.NO.5 How do you rate the relevance of the topics to the industry?						
OPTIONS	A	B	C	D	E	Industry Personnels
	Excellent	Very Good	Good	Average	Poor	
RESULT	12	2	1	0	0	15
	Excellent	Very Good	Good	Fair	Poor	Total



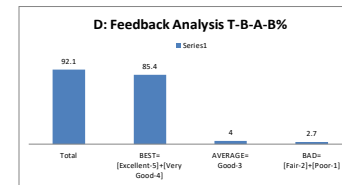
Q.NO.6 Rate the offering of the in relation to the specialization streams?						
OPTIONS	A	B	C	D	E	Industry Personnels
	Excellent	Very Good	Good	Average	Poor	
RESULT	9	2	2	2	0	15
	Excellent	Very Good	Good	Fair	Poor	Total



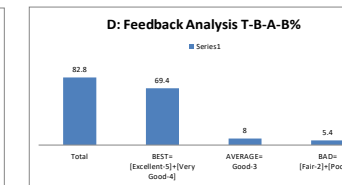
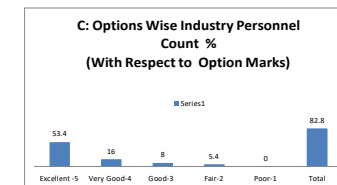
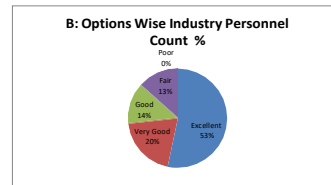
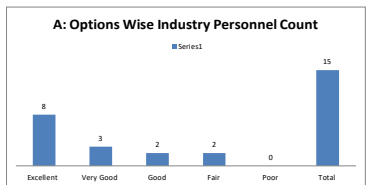
Q.No.7 How do you rate the offering of the electives in relation to the technological advancements?						
OPTIONS	A	B	C	D	E	Industry Personnels
	Excellent	Very Good	Good	Average	Poor	
RESULT	11	2	2	1	0	15
	Excellent	Very Good	Good	Fair	Poor	Total



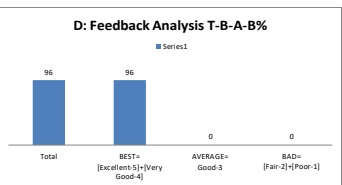
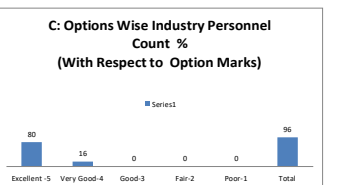
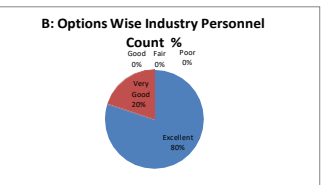
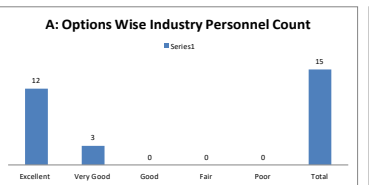
Q.No.8 How do you rate the courses which are skills related relating to the industry included into the programs?						
OPTIONS	A	B	C	D	E	Industry Personnels
	Excellent	Very Good	Good	Average	Poor	
RESULT	12	1	1	1	0	15
	Excellent	Very Good	Good	Fair	Poor	Total



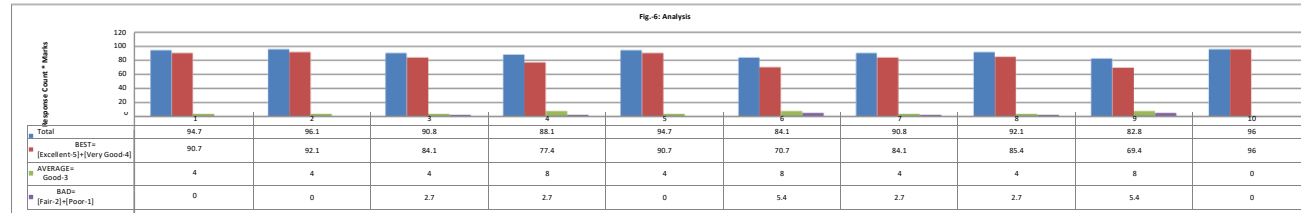
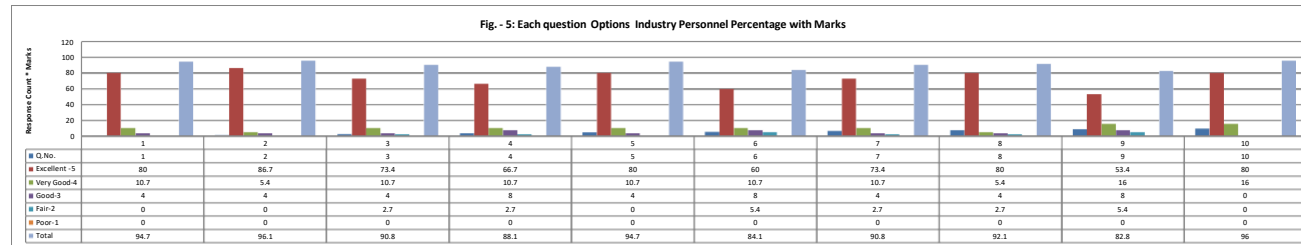
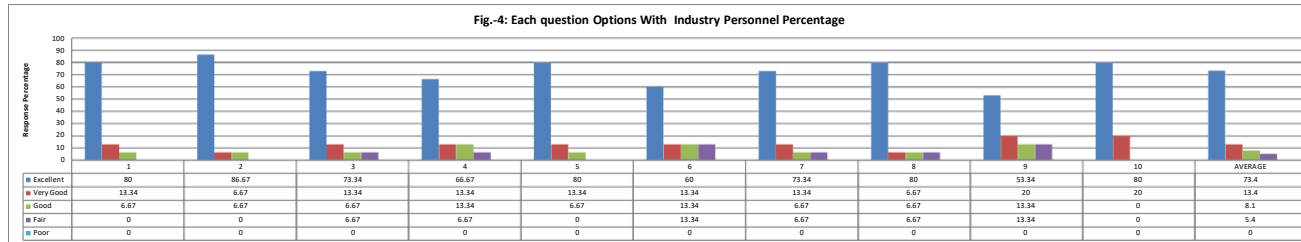
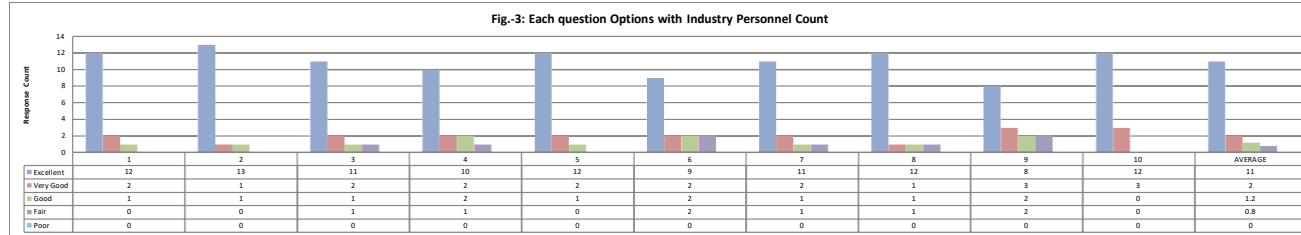
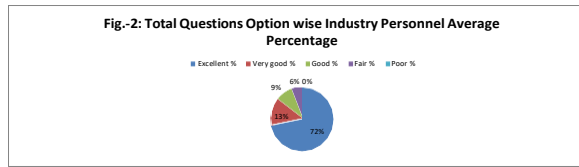
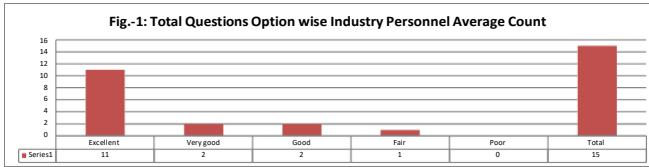
Q.No.9 How do you rate the applicability of the domains and the tools used for designing the experiments in terms of existing practices in the industry?						
OPTIONS	A	B	C	D	E	Industry Personnels
	Excellent	Very Good	Good	Average	Poor	
RESULT	8	3	2	2	0	15
	Excellent	Very Good	Good	Fair	Poor	Total



Q.No.10 How do you rate the experiments in terms of their relevance to the real life application?						
OPTIONS	A	B	C	D	E	Industry Personnels
	Excellent	Very Good	Good	Average	Poor	
RESULT	12	3	0	0	0	15
	Excellent	Very Good	Good	Fair	Poor	Total



Industry Personnel Feedback on Curriculum Analysis Overall Analysis




Most Positive and Negative Response Feedback Questions - Analysis and Action Taken

Most Positive Response Feedback Questions		Question
Sl.No.	Q.No.	
N_1	1	How do you rate relevance of the courses in relation to the program?
N_2	4	How do you rate the sequence of the units in the syllabus?

Most Negative Response Feedback Questions		Question
Sl.No.	Q.No.	
N_1	8	How do you rate the courses which are skills related suiting to the Industry included into the programs?
N_2	5	How do you rate the relevance of the topics to the Industry?

Action Taken on Negative Response Feedback Questions													
Sl.No.	Q.No.	Analysis	Action Taken	Feedback	Department	Program	Specialization	DAC No.	Page No.	Date	BOS No.	Page No.	Date
N_1	8	According to todays seneriao only the courses were been modified and then allotted .	Conducted extra classes after college regular timings. If any student were unable to undertand .	Students get confidence to give exam.	CE	B.Tech.	CE	9	3	28-06-2023	9	10	29-06-2023
N_2	5	Courses updte is done due to the Industry purpose also.	Virtually and through offline by taking them to site visit they will be able to understand and it was done.	Students gain knowledge and completed all the lab experiments	CE	M.Tech.	CE	9	3	28-06-2023	9	10	29-06-2023
N_3													

Any other Recommendations / Suggestion(s) given by Industry Personnel - Analysis and Action Taken														
Sl.No.	Industry Personnel	Recommendations / Suggest	Analysis	Action Taken	Feedback	Department	Program	Specialization	DAC No.	Page No.	Date	BOS No.	Page No.	Date
1	M Bhagavathi, AEE Irrigation	suggested to add skill development courses	Technical Proficiency and Training-1 and Technical Proficiency and Training-2 are to be introduced as a part of skilling courses	Implemented to the culrruculum to regular process		CE	B.Tech	Civil	9	3	28-06-2023	9	10	29-06-2023
2	M H Reddy, APCRDA	Instead of pavable materials and design add analysis and evaluation part	non linear fracture analysis is important and should be available	Approved and implemented in pavement material and design course		CE	M.Tech SE	Structural Engineering	9	3	28-06-2023	9	10	29-06-2023


P. POLU RAJU
 HEAD
 Department of Civil Engineering
 Koneru Lakshmaiah Educational Foundation
 (Deemed to be University)
 Vaddeswaram Guntur District.